

CADREGA LOUNGE HIGH BACK CHAIR

1CGH1-400

1200H | 600W | 660D (mm)

Seat Height: 490mm

Weight: 11.5kg



KEY FEATURES

- Versatile seating range with a minimalist design ethos
- Hygiene-gap between seat and back to prevent dirt and dust gathering
- Seat static weight tested to 227kg
- Solid birch legs and frame



MATERIAL/FABRICATION

Elegantly styled and compact in size, Cadrega is the perfect bedside seating option for patients and visitors, as well as larger spaces like receptions and waiting areas. Cushioned areas made from fire retardant, high density CMHR (combustion modified high resilience) foam is safe for both users and staff.

TEST STANDARDS

- Fire retardant to BS7176:2007 source 5
- Strength and stability tested to BS EN 16139:2013 level 2
- Seat static weight tested to 227kg

OPTIONS

- Available with pressure relieving foam to reduce the risk of pressure ulcers
- Low back version available (see below)

1CGL1-400
850H | 600W | 660D (mm)
Seat Height: 490mm
Weight: 10kg



1CGF-100
300H | 510W | 320D (mm)
Weight: 3kg



COLOUR/FINISH

Solid birch legs and frame

FABRIC

Available in a wide choice of fabrics including Vinyl, Waterproof, Non Waterproof and Leather

ASSEMBLY

Arrives assembled and ready to use

DELIVERY

Lead time 8 weeks

INSTALLATION/FITTING

No fitting required

MAINTENANCE

See upholstered furniture section of our care guidelines <https://uk.pineapplecontracts.com/upholstery/care-guidance/>

WARRANTY

7 year guarantee (does not include fabrics)

T

+44 (0)1622 237830

E

sales@pineapplecontracts.com

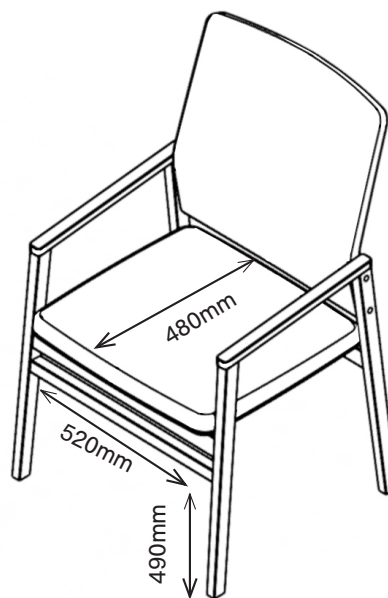
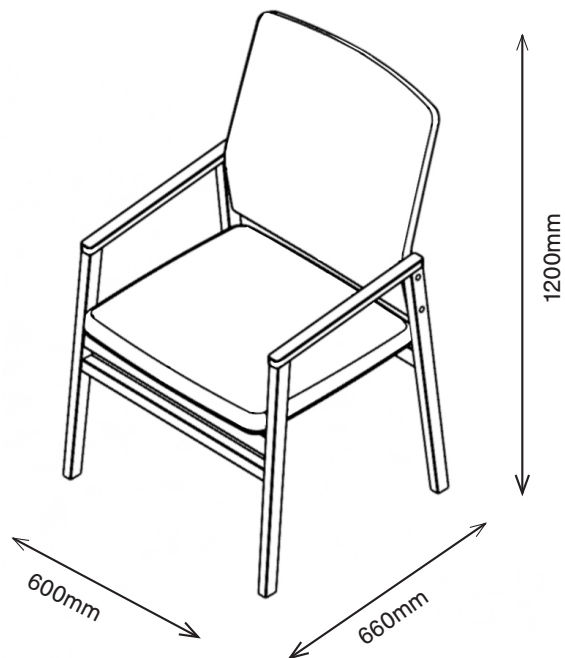
W

uk.pineapplecontracts.com

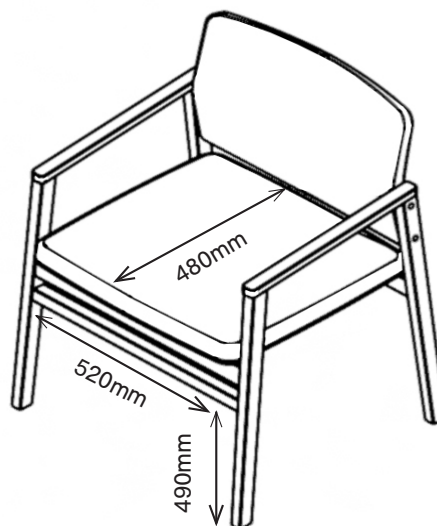
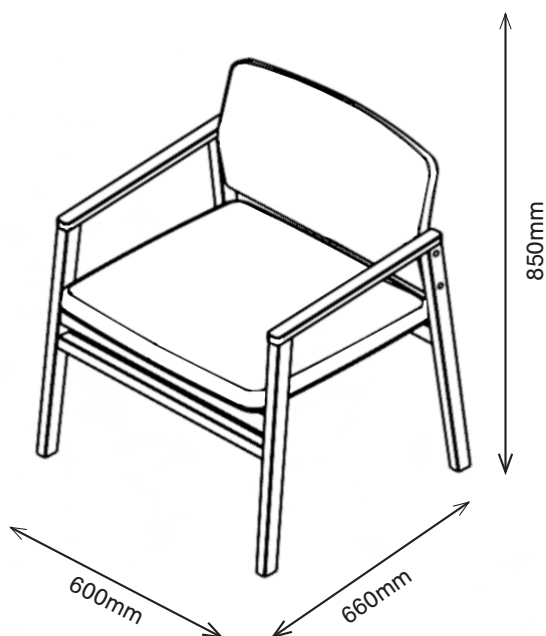
Pineapple

CADREGA LOUNGE HIGH BACK CHAIR

1CGH1-400
1200H | 600W | 660D (mm)
Weight: 11.5kg



1CGL1-400
850H | 600W | 660D (mm)
Weight: 10kg



T
E
W

+44 (0)1622 237830
sales@pineapplecontracts.com
uk.pineapplecontracts.com

Pineapple