

# RYNO<sup>®</sup>

Built-to-last  
bedroom furniture



Pineapple



# DESIGNED FOR WELLBEING

Our Ryno® range has a proven track record in transforming high-risk spaces into safer, more human-centred environments by combining extraordinary resilience with organic styling and a therapeutic colour palette.

This new collection has been designed specifically for bedrooms - private spaces where continuous observation for safety and security may not always be possible.

A host of safety features have been built into the range to ensure safety for residents, staff and visitors alike. Through carefully considered design, ligature risks have been reduced, concealment opportunities prevented and instances of damage minimised.

Our products incorporate organic shapes and details which soften the built environment, encouraging harmony and promoting wellbeing for those who need it.

# RYNO<sup>®</sup> BEDROOM

The products in this unique collection are manufactured in a single continuous piece.

This helps to create extremely durable products which, unlike traditional cabinetry, cannot be disassembled to be used as weapons.

The one-piece design is also eliminates gaps, making the products totally water-resistant and prevents the concealment of contraband.



Organic curves and ripple details evoke a natural feel, helping to nurture recovery [below](#)



Innovative hidden floor-fixing options (UK patent pending) help to create safer spaces for patients and staff

Integrated clothes storage solution minimises ligature risks [above](#)



Optional infill panel minimises concealment opportunities when the bed is positioned against a wall [left](#)



# RYNO® BEDROOM



**Ryno Chest**  
with 3 compartments  
1RYOC  
735H | 698W | 507D (mm)  
Weight: 24kg



**Ryno Desk**  
Code: 1RYOD  
735H | 698W | 507D (mm)  
Weight: 20kg



**Ryno Bedside**  
with 2 compartments  
1RYOB  
595H | 400W | 380D (mm)  
Weight: 13kg



**Ryno Wall shelf**  
with 3 compartments  
1RYOWS  
1200H | 699W | 313D (mm)  
Weight: 20kg

KEY FEATURES	OPTIONS	
<ul style="list-style-type: none"><li>→ One-piece design makes products water-resistant and prevents concealment of contraband</li><li>→ Reduced-ligature design features</li><li>→ Safely rounded corners</li><li>→ Organic textures help to create an environment that fosters recovery</li></ul>	<ul style="list-style-type: none"><li>→ Patented invisible floor fixing method</li><li>→ 10 vibrant shell colours</li></ul>	
	<div><div><div><div></div><div></div><div></div><div></div><div></div><div></div><div></div><div></div><div></div><div></div></div><div>Core colour</div><div></div></div></div>	

Extremely durable one-piece construction

Lifetime guarantee

Weatherproof

Fire retardant

Floor fixed

Wall fixed

UK Registered Design No. 6059838 (chest), 6059840 (desk), 6059836 (bedside), 6059843 (wall shelf)



# RYNO® WARDROBE




**Ryno Open wardrobe**  
1RYOWH-00  
2000H | 700W | 510D (mm)  
Weight: 45kg



**Ryno Open wardrobe  
fully shelved**  
1RYOW-00  
2000H | 700W | 510D (mm)  
Weight: 45kg

KEY FEATURES	OPTIONS	
→ One-piece design makes products water-resistant and prevents concealment of contraband	→ Invisible wall and floor fixing methods	
→ Reduced-ligature design features	→ 10 vibrant shell colours	
→ Sloping top and stepped-back shelves to prevent climbing	<div><div><div><div></div><div></div><div></div><div></div><div></div><div></div><div></div><div></div><div></div><div></div></div><div>Core colour</div></div></div>	
→ Safely rounded corners		
→ Organic textures help to create an environment that fosters recovery		

Extremely durable one-piece construction






# RYNO® BED



**Ryno 3' bed with storage**  
1RYBS  
480H | 2100L | 1010W (mm)  
Weight: 103kg



**Ryno 3' bed**  
1RYB  
480H | 2100L | 1010W (mm)  
Weight: 110kg



**Ryno bed infill (right side)**  
1RYB-IR





**Ryno bed infill (left side)**  
1RYB-IL

Optional infill panel minimises concealment opportunities when the bed is positioned against a wall

**Scorpio anti-vandal mattress**  
1SOMR-001-C5  
125H | 2000L | 900W (mm)

Available fire retardant to Crib 5 and Crib 7  
Available 5" and 7" thick  
Available with optional security layer

KEY FEATURES	OPTIONS	
→ One-piece design creates a water-resistant, damage-resistant, anti-concealment bed	→ Infill panels minimise concealment risks when positioned against a wall	
→ Securely fixed to the floor (UK pat. pending)	→ 10 vibrant shell colours (MOQ of 5 units for non-core colours)	
→ Safely rounded corners	<div><div><div><div></div><div></div><div></div><div></div><div></div><div></div><div></div><div></div><div></div><div></div></div><div>Core colour</div></div></div>	
→ Organic textures help to create an environment that fosters recovery		
→ Tapered design maximises floor space and aids staff access		



Extremely durable  
one-piece construction

# See for yourself...

To arrange a demonstration or book a visit  
to our showroom, please call  
+44 (0)1622 237830

Pineapple, Westmead, Aylesford, Maidstone, Kent, ME20 6XJ

T	+44 (0)1622 237830
E	<a href="mailto:sales@pineapplecontracts.com">sales@pineapplecontracts.com</a>
W	<a href="http://uk.pineapplecontracts.com">uk.pineapplecontracts.com</a>

# Pineapple