

Pineapple



OFFICE  
FURNITURE

# FRAMEWORK AGREEMENTS:

We have been supplying furniture to public health organisations for over 35 years. Our products are available to purchase under the following framework agreements:

- NHS Ward and Residential: 2017/S 056-104552
- NHS Shared Business Services: SBS/19/MA/TYX/9363
- NHS Scotland: NP785-19
- HSE 13754 - National Framework Agreement For Generic Furniture

# DELIVERY SERVICE

With our hassle-free delivery service, we place furniture in individual rooms, remove and take away all packaging, leaving you with furniture which is ready for immediate use.







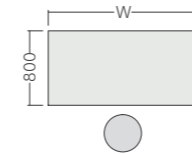
## ALTUS DESKS

### Single Upright

Lead Time: Standard (All products are manufactured to order and when 'Standard Lead Time' is quoted (7 - 10 days), this may vary dependant on volume ordered, factory capacity and distribution requirements at the time of ordering. For more information please contact your Dealer Business Manager or the Customer Services Team for clarification.)  
 Wood: 25mm MFC top panel available in Beech, Grey, Maple, Oak, Walnut and White  
 Metalwork: Available in Silver RAL 9006 (Standard), Black Graphite RAL 9004 (+5%) and White RAL 9003 (+5%)



Standard Rectangular Desking.  
 25mm MFC top panel.  
 2mm ABS edging.  
 Single upright frame.  
 Adjustable feet.  
 2 cable ports.



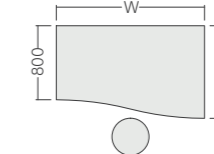
Product Code Size w/d/h (mm)

ALR18/8 1800 x 800 x 740  
 ALR16/8 1600 x 800 x 740  
 ALR14/8 1400 x 800 x 740  
 ALR12/8 1200 x 800 x 740  
 ALR10/8 1000 x 800 x 740

ALR18/6 1800 x 600 x 740  
 ALR16/6 1600 x 600 x 740  
 ALR14/6 1400 x 600 x 740  
 ALR12/6 1200 x 600 x 740  
 ALR10/6 1000 x 600 x 740  
 ALR8/6 800 x 600 x 740



Standard Wave Desking.  
 25mm MFC top panel.  
 2mm ABS edging.  
 Single upright frame.  
 Adjustable feet.  
 2 cable ports.



Product Code Size w/d/h (mm)

ALW18/8/LH 1800 x 1000/800 x 740  
 ALW18/8/RH 1800 x 1000/800 x 740

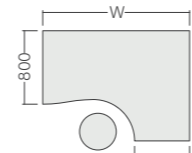
ALW16/8/LH 1600 x 1000/800 x 740  
 ALW16/8/RH 1600 x 1000/800 x 740

ALW14/8/LH 1400 x 1000/800 x 740  
 ALW14/8/RH 1400 x 1000/800 x 740

Right-Hand Shown



Standard Crescent Workstation.  
 25mm MFC top panel.  
 2mm ABS edging.  
 Single upright frame.  
 Adjustable feet.  
 3 cable ports.



Product Code Size w/d/h (mm)

ALC18/LH 1800 x 1200 x 740  
 ALC18/RH 1800 x 1200 x 740

ALC16/LH 1600 x 1200 x 740  
 ALC16/RH 1600 x 1200 x 740

Right-Hand Shown

## CABLE MANAGEMENT & SCREENS



Wire management tray cable management system

Product Code Size w/d/h (mm)

ALCT16 For 1800 and 1600 wide  
 ALCT14 For 1400 wide  
 ALCT12 For 1200 wide  
 ALCT10 For 1000 wide



Fabric Screens.  
 Non-pinnable.

Product Code Size w/d/h (mm)

ALECS16F For 1800 and 1600 wide  
 ALECS14F For 1400 Wide  
 ALECS12F For 1200 Wide  
 ALECS10F For 1000 Wide

## CONFERENCE & MEETING TABLES

Lead Time: Standard (All products are manufactured to order and when 'Standard Lead Time' is quoted (7 – 10 days), this may vary dependant on volume ordered, factory capacity and distribution requirements at the time of ordering. For more information please contact your Dealer Business Manager or the Customer Services Team for clarification.)  
 Wood: 25mm MFC top panel available in Beech, Grey, Maple, Oak, Walnut and White  
 Metalwork: Available in Silver RAL 9006 (Standard), Black Graphite RAL 9004 (+5%) and White RAL 9003 (+5%)



Rectangular Conference Table.  
 25mm MFC top panel.  
 2mm ABS edging.  
 Arrowhead base.

Product Code	Size w/d/h (mm)
ALCT28/12	2800 x 1200 x 740
ALCT24/12	2400 x 1200 x 740
ALCT20/12	2000 x 1200 x 740
ALCT30/10	3000 x 1000 x 740
ALCT24/10	2400 x 1000 x 740
ALCT20/10	2000 x 1000 x 740



Barrel Conference Table.  
 25mm MFC top panel.  
 2mm ABS edging.  
 Arrowhead base.

Product Code	Size w/d/h (mm)
ALBST24/12	2400 x 1200 x 740



Rectangular Meeting Table.  
 25mm MFC top panel.  
 2mm ABS edging.  
 Fully welded underframe (bolt on legs).  
 25mm Square legs on adjustable feet.

Product Code	Size w/d/h (mm)
ALT18/8	1800 x 800 x 740
ALT16/8	1600 x 800 x 740
ALT14/8	1400 x 800 x 740
ALT12/8	1200 x 800 x 740
ALT10/8	1000 x 800 x 740
ALT8/8	800 x 800 x 740
ALT18/6	1800 x 600 x 740
ALT16/6	1600 x 600 x 740
ALT14/6	1400 x 600 x 740
ALT12/6	1200 x 600 x 740
ALT10/6	1000 x 600 x 740
ALT8/6	800 x 600 x 740
ALT6/6	600 x 600 x 740

## MEETING & COFFEE TABLES

Lead Time: Standard (All products are manufactured to order and when 'Standard Lead Time' is quoted (7 – 10 days), this may vary dependant on volume ordered, factory capacity and distribution requirements at the time of ordering. For more information please contact your Dealer Business Manager or the Customer Services Team for clarification.)  
 Wood: 25mm MFC top panel available in Beech, Grey, Maple, Oak, Walnut and White  
 Metalwork: Available in Silver RAL 9006 (Standard), Black Graphite RAL 9004 (+5%) and White RAL 9003 (+5%)



Circular Meeting Table.  
 25mm MFC top panel.  
 2mm ABS edging.  
 4x 60mm metal legs.

Product Code	Size w/d/h (mm)
ALCMT16	1600 (dia) x 740
ALCMT14	1400 (dia) x 740
ALCMT12	1200 (dia) x 740
ALCMT10	1000 (dia) x 740



Circular Meeting Table.  
 25mm MFC top panel.  
 2mm ABS edging.  
 Cruciform base.

Product Code	Size w/d/h (mm)
ALCCMT16	1600 (dia) x 740
ALCCMT14	1400 (dia) x 740
ALCCMT12	1200 (dia) x 740
ALCCMT10	1000 (dia) x 740



Circular Coffee Table.  
 25mm MFC top panel.  
 2mm ABS edging.  
 4x 40mm metal legs.

Product Code	Size w/d/h (mm)
ALCT8	800 (dia) x 400
ALCT6	600 (dia) x 400



Circular Coffee Table.  
 25mm MFC top panel.  
 2mm ABS edging.  
 Cruciform base.

Product Code	Size w/d/h (mm)
ALCCT8	800 (dia) x 400
ALCCT6	600 (dia) x 400



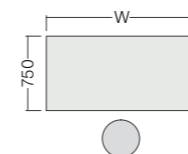


## NORSE DESKING

Lead Time: Standard (All products are manufactured to order and when 'Standard Lead Time' is quoted (7 – 10 days), this may vary dependant on volume ordered, factory capacity and distribution requirements at the time of ordering. For more information please contact your Dealer Business Manager or the Customer Services Team for clarification.)  
 Wood: 18mm MFC top panel available in Beech, Grey, Maple, Oak, Walnut and White  
 Metalwork: Available in Silver RAL 9006



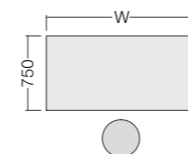
**NORSE Rectangular Desking With Double Pedestal.**  
 18mm MFC top panel.  
 Silver RAL 9006 metalwork.  
 2mm ABS edging.  
 Complete with 2 x fixed pedestals.  
 3 x single drawers / 1x single and 1x filing drawers.  
 Pedestals can be located either side of the desk.  
 Plastic Bridge handle.  
 Lockable, includes 2 x keys.



Product Code	Size w/d/h (mm)
DP72	1800 x 750 x 740
DP60	1500 x 750 x 740



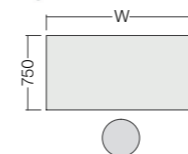
**NORSE Rectangular Desking With 2 Drawer Pedestal.**  
 18mm MFC top panel.  
 Silver RAL 9006 metalwork.  
 2mm ABS edging.  
 Complete with 1 x fixed pedestal.  
 1 x single and 1 x filing drawers.  
 Pedestal can be located either side of the desk.  
 Plastic Bridge handle.  
 Lockable, includes 2 x keys.



Product Code	Size w/d/h (mm)
SPF72	1800 x 750 x 740
SPF60	1500 x 750 x 740
SPF48	1200 x 750 x 740



**NORSE Rectangular Desking With 3 Drawer Pedestal.**  
 18mm MFC top panel.  
 Silver RAL 9006 metalwork.  
 2mm ABS edging.  
 Complete with 1 x fixed pedestal.  
 3 x single drawers.  
 Pedestal can be located either side of the desk.  
 Plastic Bridge handle.  
 Lockable, includes 2 x keys.



Product Code	Size w/d/h (mm)
SP72	1800 x 750 x 740
SP60	1500 x 750 x 740
SP48	1200 x 750 x 740



**NORSE Secretarial Return With 3 Drawer Pedestal.**  
 18mm MFC top panel.  
 Silver RAL 9006 metalwork.  
 2mm ABS edging.  
 Complete with 1 x fixed pedestal.  
 3 x single drawers.  
 Plastic Bridge handle.  
 Lockable, includes 2 x keys.

Product Code	Size w/d/h (mm)
SRLH	1025 x 550 x 740
SRRH	1025 x 550 x 740

## NORSE TABLES

Lead Time: Standard (All products are manufactured to order and when 'Standard Lead Time' is quoted (7 – 10 days), this may vary dependant on volume ordered, factory capacity and distribution requirements at the time of ordering. For more information please contact your Dealer Business Manager or the Customer Services Team for clarification.)

Wood: 18mm MFC top panel available in Beech, Grey, Maple, Oak, Walnut and White

Metalwork: Available in Silver RAL 9006



NORSE Rectangular Table.  
18mm MFC top panel.  
Silver RAL 9006 metalwork.  
2mm ABS edging.  
Available to accommodate paper size A0 (841mm x 1189mm) and A1 (594mm x 841mm).

Product Code	Size w/d/h (mm)
REFA0	1340 x 960 x 830
REFA1	992 x 707 x 830



NORSE Rectangular Meeting Table.  
18mm MFC top panel.  
Silver RAL 9006 metalwork.  
2mm ABS edging.  
25mm bolt on legs.

Product Code	Size w/d/h (mm)
T72	1800 x 750 x 740
T60	1500 x 750 x 740
T48	1200 x 750 x 740
T30	750 x 750 x 740
T48/24	1200 x 600 x 740
T24/24	600 x 600 x 740



NORSE Circular Meeting Table.  
18mm MFC top panel.  
Silver RAL 9006 metalwork.  
2mm ABS edging.  
25mm bolt on legs.

Product Code	Size w/d/h (mm)
T60D	1500 (dia) x 740
T48D	1200 (dia) x 740



NORSE Semi-circular Meeting Table.  
18mm MFC top panel.  
Silver RAL 9006 metalwork.  
2mm ABS edging.  
25mm bolt on legs.

Product Code	Size w/d/h (mm)
SCT60	1500 x 750 x 740



NORSE Trapezoidal Meeting Table.  
18mm MFC top panel.  
Silver RAL 9006 metalwork.  
2mm ABS edging.  
25mm bolt on legs.

Product Code	Size w/d/h (mm)
TRAP60	1500 x 650 x 740
TRAP48	1200 x 650 x 740

## NORSE TABLES

Lead Time: Standard (All products are manufactured to order and when 'Standard Lead Time' is quoted (7 – 10 days), this may vary dependant on volume ordered, factory capacity and distribution requirements at the time of ordering. For more information please contact your Dealer Business Manager or the Customer Services Team for clarification.)

Wood: 18mm MFC top panel available in Beech, Grey, Maple, Oak, Walnut and White

Metalwork: Available in Silver RAL 9006



NORSE Rectangular Coffee Table.  
18mm MFC top panel.  
Silver RAL 9006 metalwork.  
2mm ABS edging.  
25mm bolt on legs.

Product Code	Size w/d/h (mm)
T72/C	1800 x 750 x 400
T60/C	1500 x 750 x 400
T48/C	1200 x 750 x 400
T30/C	750 x 750 x 400
T48/24/C	1200 x 600 x 400
T24/24/C	600 x 600 x 400



NORSE Circular Coffee Table.  
18mm MFC top panel.  
Silver RAL 9006 metalwork.  
2mm ABS edging.  
25mm bolt on legs.

Product Code	Size w/d/h (mm)
T60D/C	1500 (dia) x 400
T48D/C	1200 (dia) x 400



NORSE Semi-circular Coffee Table.  
18mm MFC top panel.  
Silver RAL 9006 metalwork.  
2mm ABS edging.  
25mm bolt on legs.

Product Code	Size w/d/h (mm)
SCT60/C	1500 x 750 x 400



NORSE Trapezoidal Coffee Table.  
18mm MFC top panel.  
Silver RAL 9006 metalwork.  
2mm ABS edging.  
25mm bolt on legs.

Product Code	Size w/d/h (mm)
TRAP60/C	1500 x 650 x 400
TRAP48/C	1200 x 650 x 400



NORSE Telephone Table.  
18mm MFC top panel.  
Silver RAL 9006 metalwork.  
2mm ABS edging.  
Complete with undershelf.

Product Code	Size w/d/h (mm)
TEL	750 x 400 x 740



## EDEN OPERATOR CHAIRS

Features: • Upholstered seat and back • Injection moulded foam seat and back • PCB Mechanism • Seat height adjustment • 690mm black nylon five-star base as standard

Base: Black nylon or polished aluminium



EDE  
Operator Chair with Black  
Shell without Arms.  
Black Nylon 5 Star Base.



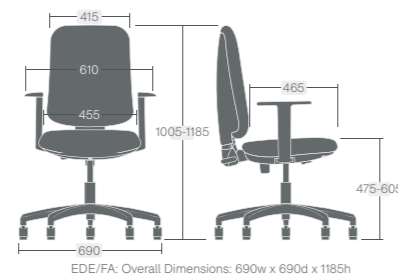
EDE/2D/PB  
Operator Chair with Black  
Shell and Arms.  
Polished Aluminium 5 Star Base.



EDEW  
Operator Chair with White  
Shell without Arms.  
Black Nylon 5 Star Base.



EDEW/1D/PB  
Operator Chair with White  
Shell and Arms.  
Polished Aluminium 5 Star Base.



## TEAM PLUS MESH OPERATOR CHAIRS

Features: • Height adjustable mesh back • Injection moulded foam seat • PCB Mechanism • Seat height adjustment on operator chair • 690mm black nylon five-star base as standard • Black tubular cantilever frame as standard

Finishes: Black nylon or polished aluminium on operator chairs. Black nylon, black graphite or silver on cantilever frame.



TPM  
Operator Chair without Arms.  
Black Nylon 5 Star Base.



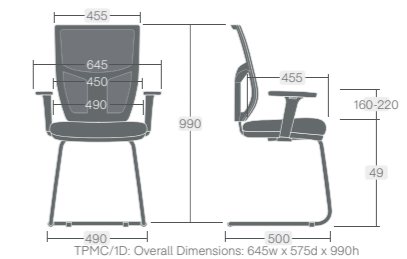
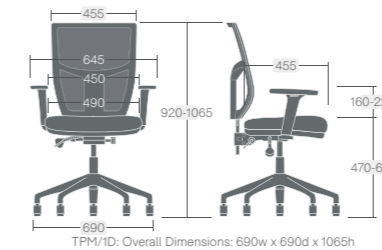
TPM/1D/PB  
Operator Chair with Arms.  
Polished Aluminium 5 Star  
Base.



TPMC  
Cantilever Meeting Chair without  
Arms.  
Black Cantilever Frame.



TPMC/1D  
Cantilever Meeting Chair with  
Arms.  
Black Cantilever Frame.



# TEAM PLUS OPERATOR CHAIRS

Features: • Upholstered seat and back • Height adjustable back • Injection moulded foam seat and back • PCB Mechanism • Seat height adjustment on operator chair • 690mm black nylon five-star base as standard • Black tubular cantilever frame as standard

Finishes: Black nylon or polished aluminium on operator chairs. Black nylon, black graphite or silver on cantilever frame.



TEP  
Operator Chair without Arms.  
Black Nylon 5 Star Base.



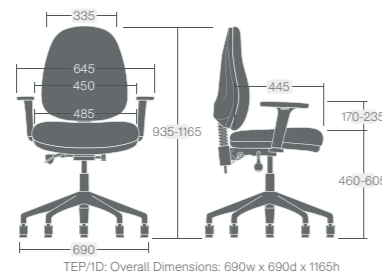
TEP/1D/PB  
Operator Chair with Arms.  
Polished Aluminium 5 Star  
Base.



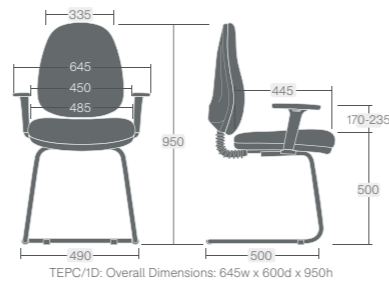
TEPC  
Cantilever Meeting Chair without  
Arms.  
Black Cantilever Frame.



TEPC/1D  
Cantilever Meeting Chair with  
Arms.  
Black Cantilever Frame.



TEP/1D: Overall Dimensions: 690w x 690d x 1165h



TEPC/1D: Overall Dimensions: 645w x 600d x 950h

# BILBAO PEDESTALS

Lead Time: Standard (All products are manufactured to order and when 'Standard Lead Time' is quoted (7 – 10 days), this may vary dependant on volume ordered, factory capacity and distribution requirements at the time of ordering. For more information please contact your Dealer Business Manager or the Customer Services Team for clarification.)

Wood: 18mm and 25mm MFC panels available in Beech, Grey, Maple, Oak, Walnut and White  
Metalwork: Available in Silver RAL 9006 (Standard), Black Graphite RAL 9004 and White RAL 9003



Low Under Desk Mobile Pedestal.  
2 drawers, lockable, includes 2 x keys.  
18mm MFC top panel.  
18mm MFC carcass and drawers.  
2mm ABS edging.  
Silver plastic handles as standard.  
Optional Black Graphite or White plastic handles.  
Foolscap (front to back) filing.

Product Code	Size w/d/h (mm)
BLMPF	422 x 500 x 490



Under Desk Mobile Pedestal.  
3 drawers, lockable, includes 2 x keys.  
18mm MFC top panel.  
18mm MFC carcass and drawers.  
2mm ABS edging.  
Silver plastic handles as standard.  
Optional Black Graphite or White plastic handles.  
Foolscap (front to back) filing.

Product Code	Size w/d/h (mm)
BLDMPF	422 x 500 x 655



Desk High Pedestal.  
3 drawers, lockable, includes 2 x keys.  
25mm MFC top panel.  
18mm MFC carcass and drawers.  
2mm ABS edging.  
Silver plastic handles as standard.  
Optional Black Graphite or White plastic handles.  
Foolscap (front to back) filing.

Product Code	Size w/d/h (mm)
BLDHPF	422 x 600 x 740



Deep Desk High Pedestal.  
3 drawers, lockable, includes 2 x keys.  
25mm MFC top panel.  
18mm MFC carcass and drawers.  
2mm ABS edging.  
Silver plastic handles as standard.  
Optional Black Graphite or White plastic handles.  
Foolscap (front to back) filing.

Product Code	Size w/d/h (mm)
BLDHPF/8	422 x 800 x 740



## BILBAO FILING CABINETS

Lead Time: Standard (All products are manufactured to order and when 'Standard Lead Time' is quoted (7 – 10 days), this may vary dependant on volume ordered, factory capacity and distribution requirements at the time of ordering. For more information please contact your Dealer Business Manager or the Customer Services Team for clarification.)

Wood: 18mm and 25mm MFC panels available in Beech, Grey, Maple, Oak, Walnut and White

Metalwork: Available in Silver RAL 9006 (Standard), Black Graphite RAL 9004 and White RAL 9003



4 Drawer Filing Cabinet.  
4 drawers, lockable, includes 2 x keys.  
25mm MFC top panel.  
18mm MFC carcass and drawers.  
2mm ABS edging.  
Silver plastic handles as standard.  
Optional Black Graphite or White plastic handles.  
Foolscap (left to right) filing.  
Anti-tilt mechanism.

Product Code	Size w/d/h (mm)
BLFC4	466 x 600 x 1385



3 Drawer Filing Cabinet.  
3 drawers, lockable, includes 2 x keys.  
25mm MFC top panel.  
18mm MFC carcass and drawers.  
2mm ABS edging.  
Silver plastic handles as standard.  
Optional Black Graphite or White plastic handles.  
Foolscap (left to right) filing.  
Anti-tilt mechanism.

Product Code	Size w/d/h (mm)
BLFC3	466 x 600 x 1060



2 Drawer Filing Cabinet.  
2 drawers, lockable, includes 2 x keys.  
25mm MFC top panel.  
18mm MFC carcass and drawers.  
2mm ABS edging.  
Silver plastic handles as standard.  
Optional Black Graphite or White plastic handles.  
Foolscap (left to right) filing.  
Anti-tilt mechanism.

Product Code	Size w/d/h (mm)
BLFC2	466 x 600 x 740

## BILBAO STORAGE UNITS & BOOKCASES

Lead Time: Standard (All products are manufactured to order and when 'Standard Lead Time' is quoted (7 – 10 days), this may vary dependant on volume ordered, factory capacity and distribution requirements at the time of ordering. For more information please contact your Dealer Business Manager or the Customer Services Team for clarification.)

Wood: 18mm and 25mm MFC panels available in Beech, Grey, Maple, Oak, Walnut and White

Metalwork: Available in Silver RAL 9006 (Standard), Black Graphite RAL 9004 and White RAL 9003



2 Door Storage Unit.  
2 doors, lockable, includes 2 x keys.  
25mm MFC top panel.  
18mm MFC carcass and shelves.  
2mm ABS edging.  
Silver plastic handles as standard.  
Optional Black Graphite or White plastic handles.  
Adjustable shelves.

Product Code	Size w/d/h (mm)
BLSC20/10 (4 Shelves)	990 x 500 x 2000
BLSC18/10 (3 Shelves)	990 x 500 x 1800
BLSC16/10 (3 Shelves)	990 x 500 x 1600
BLSC12/10 (2 Shelves)	990 x 500 x 1200
BLSC10/10 (2 Shelves)	990 x 500 x 1000
BLSC7/10 (1 Shelf)	990 x 500 x 740

BLSC20/8 (4 Shelves)	800 x 500 x 2000
BLSC18/8 (3 Shelves)	800 x 500 x 1800
BLSC16/8 (3 Shelves)	800 x 500 x 1600
BLSC12/8 (2 Shelves)	800 x 500 x 1200
BLSC10/8 (2 Shelves)	800 x 500 x 1000
BLSC7/8 (1 Shelf)	800 x 500 x 740



Additional Adjustable Shelf.  
Additional shelf for the 2 door storage unit.

Product Code

BLSCS10  
BLSCS8



Bookcase.  
25mm MFC top panel.  
18mm MFC carcass and shelves.  
2mm ABS edging.  
Adjustable shelves.

Product Code	Size w/d/h (mm)
BLBC20/10 (4 Shelves)	1000 x 400 x 2000
BLBC18/10 (3 Shelves)	1000 x 400 x 1800
BLBC16/10 (3 Shelves)	1000 x 400 x 1600
BLBC12/10 (2 Shelves)	1000 x 400 x 1200
BLBC10/10 (2 Shelves)	1000 x 400 x 1000
BLBC7/10 (1 Shelf)	1000 x 400 x 740

BLBC20/8 (4 Shelves)	800 x 400 x 2000
BLBC18/8 (3 Shelves)	800 x 400 x 1800
BLBC16/8 (3 Shelves)	800 x 400 x 1600
BLBC12/8 (2 Shelves)	800 x 400 x 1200
BLBC10/8 (2 Shelves)	800 x 400 x 1000
BLBC7/8 (1 Shelf)	800 x 400 x 740



Additional Adjustable Shelf.  
Additional shelf for bookcases.

Product Code

BLBCS10  
BLBCS8

Price

£34  
£32

# FINISHES

## Desks, Tables and cabinets



Beech (BR) Walnut (BWA) Maple (BM)




Oak (BO) Grey (BG) White (BWH)

## Altus desk metalwork




Silver (RAL 9006) Black (RAL 9004) White (RAL 9003)


## Chair upholstery - fabric




Campeche Lombok Panama



Parasol Scuba Slip



Solano Tarot Tobago




Nougat Apple Ink

## Chair upholstery - vinyl



Pacific Jade Vermillion



Sky Indigo Ash



Cerise Forest Mushroom



Mustard Terracotta Ink

## Chair bases



Black Nylon Polished Aluminium


## Edwin chair shell



Black White



# Pineapple

 +44 (0)1622 237830

 Pineapple, Westmead, Aylesford, Maidstone, Kent ME20 6XJ

 [pineapplecontracts.com](https://pineapplecontracts.com)

 [sales@pineapplecontracts.com](mailto:sales@pineapplecontracts.com)

