

ARC

Reduced-ligature
washrooms

in collaboration with ONVO

Pineapple

DESIGNED FOR PEACE OF MIND

As one of the most private areas in a mental health facility, a bathroom is also one of the highest risk spaces.

Lower levels of supervision relative to other spaces combine with a greater number of ligature risks to create a potentially dangerous environment for people in crisis.

In order to protect people from harm, bathroom products must be designed to be as safe as possible by minimising ligature risks, and like all healthcare environments, infection prevention and control are of key importance.

The Arc washroom range sensitively **addresses ligature concerns** through its flowing curved design, while lending a serene aesthetic to its surroundings.

Manufactured from a non-porous, **stain resistant** solid surface material, Arc products offer **excellent hygiene** properties. The seamless design eliminates dirt-traps which are commonly found in traditional fixtures.

Arc products are secured with innovative **non-visible fixings**, minimising opportunities for tampering.



TRADITIONAL COMPONENT SYSTEM

Each item is purchased
and installed separately

- Individual installation adds time
- Separate components installed in close proximity to each other can create dirt traps and ligature risks
- Separate components can be vulnerable to damage

Mirror
Purchase and install

Shelf
Purchase and install

Basin & tap spout
Purchase and install

Tap sensor kit
Purchase and install

IPS Service Board
Purchase and install

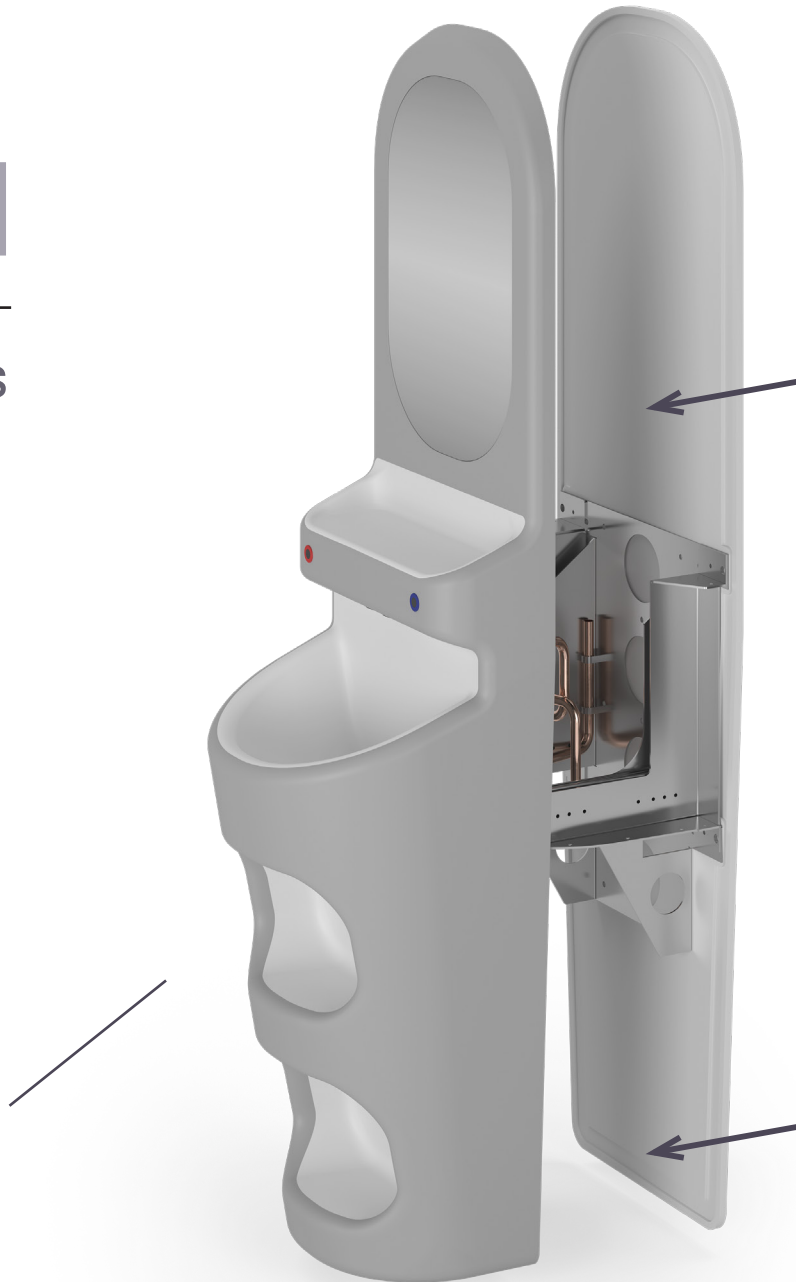


ARC INTEGRATED SYSTEM

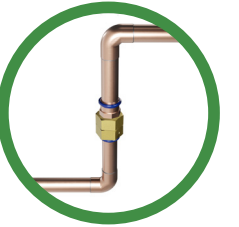
Single installation provides
safety and efficiency

- Quicker and easier installation & maintenance
- Fewer ligature risks
- Fewer dirt traps, making it easier to clean
- Single contact for post-sale support
- Can be repaired with a seamless finish

Includes
- Mirror
- Shelf
- Taps
- Integrated IPS



Slides away from the wall
Facilitates quick and simple maintenance



The water pipes swivel with a patented system - no flexible hoses required





CLEAN-TEC

A non-porous, seamless, hygienic, smooth material

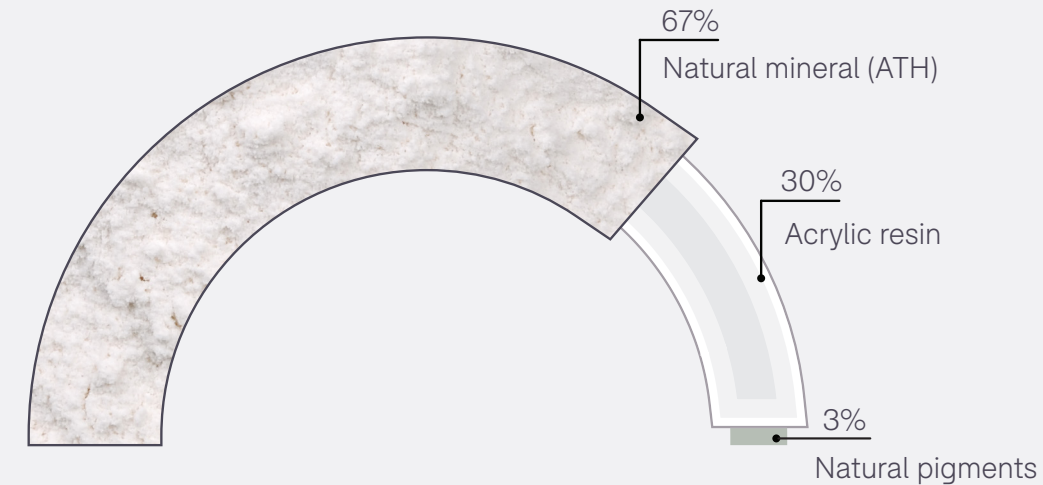
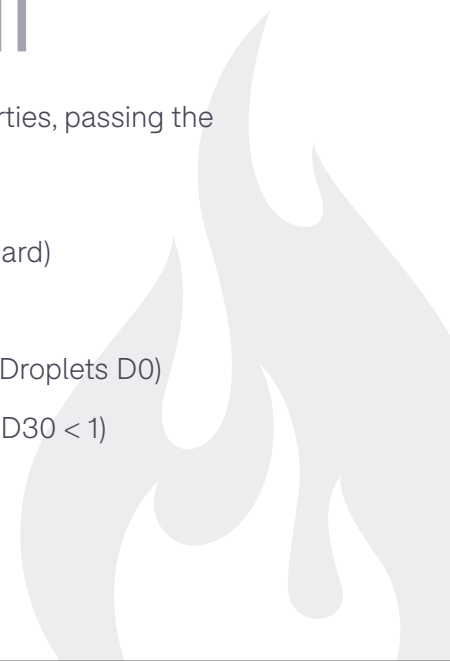
Arc is made from a solid surface material which features a smooth surface with no pores, joins or crevices which could otherwise allow mould or viruses to proliferate.

This hygienic, homogenous surface makes Arc products perfectly suited for sanitary uses.

FLAME RETARDANT

Clean-Tec has flame retardant properties, passing the following classifications:

- DIN 4102 Class B1 (highest standard)
- NF P92-501 M1 (non-flammable)
- EN 13501-1 (Overall B, Smoke S1, Droplets D0)
- DIN 5510 (S4 / SR2 / ST2 and FED30 < 1)



COMPOSITION

The primary component of Clean-Tec is a natural mineral (alumina trihydrate) which provides strength and fire resistance. Acrylic resin binds the mix together and allows smooth shapes to be formed. Finally, natural pigments are used to add colour.

The non-porous, non-reactive nature of the material make it perfectly suited for sanitary uses.

STAIN RESISTANCE

Clean-Tec's chemical resistance combined with its precisely honed finish gives excellent stain resistance. The following substances leave little or no trace when tested on the surface of Arc products for periods of up to 16 hours:

- Coffee
- Hydrogen peroxide 3% solution
- Ammonia 10% solution
- Ballpoint pen ink



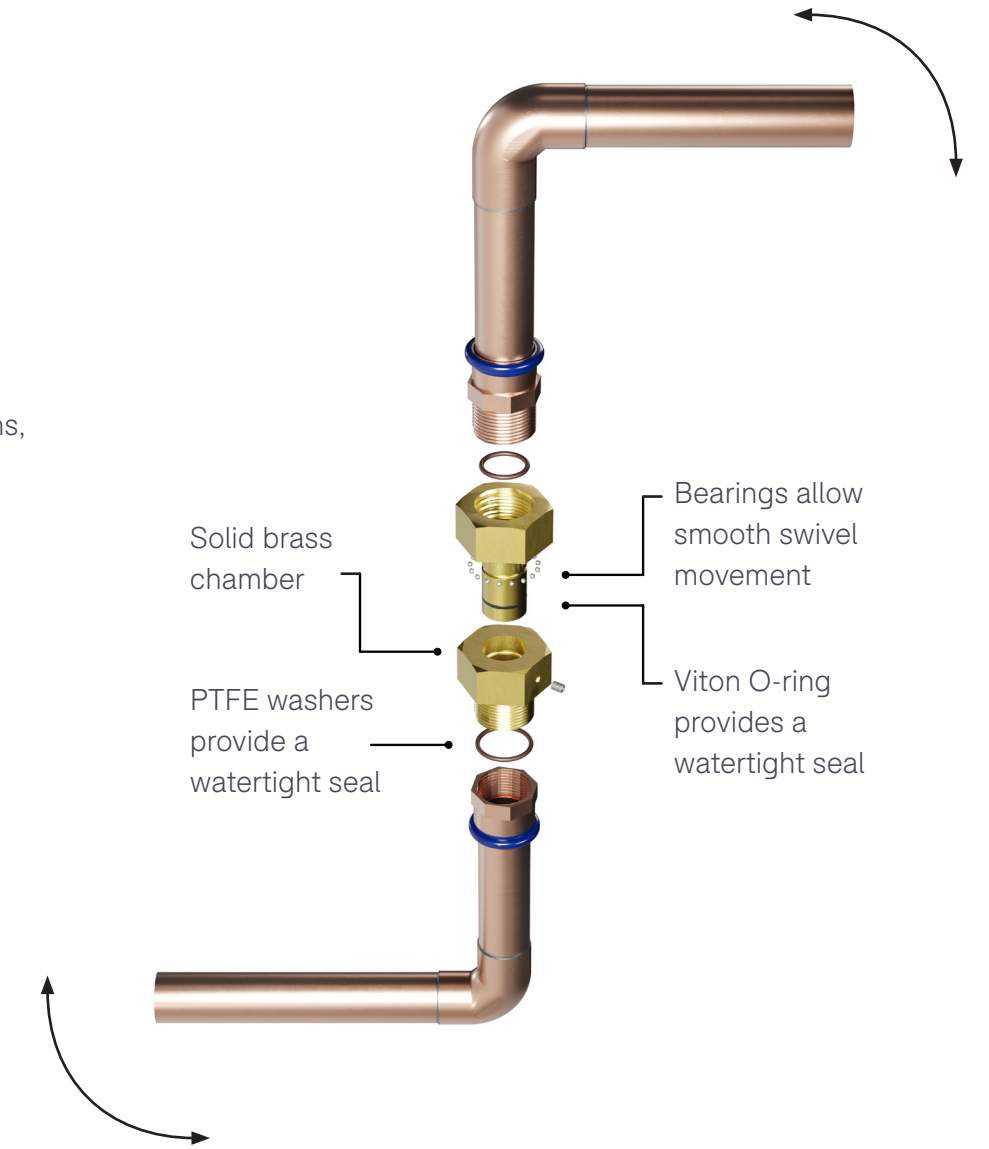


SAFE WATER DELIVERY

Using the patented copper swivel system

Safe water delivery in healthcare environments is essential for preventing infections and ensuring patient safety. Arc products are carefully designed to reduce risks from waterborne pathogens, ensuring a safe, hygienic environment:

- Anti-microbial copper pipe (no flexible hoses required)
- Pre-mixed temperature control delivering a water temperature of 43 degrees for safety
- Eco-friendly water delivery of 4 litres per minute
- 90 second cut-off to prevent flooding
- Reduced-ligature drainage grate





ARC BASINS

in collaboration with **ONVO**



Arc basin without storage
1ACB-100
1747H | 500W | 403D (mm)



Arc basin with storage
1ACB-200
1747H | 500W | 403D (mm)



Arc accessible basin
1ACB-300
1639H | 500W | 484D (mm)

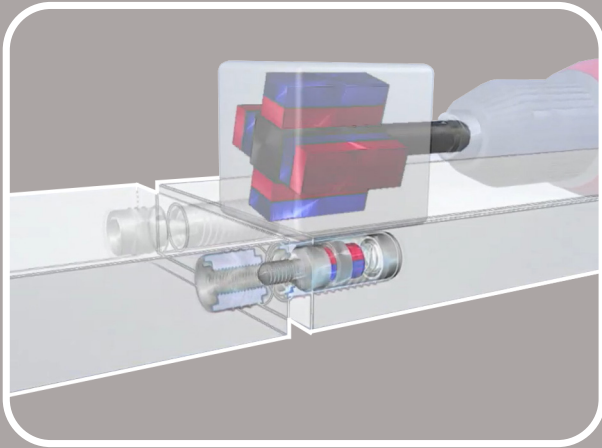
KEY FEATURES	KEY FEATURES	OPTIONS
<ul style="list-style-type: none">→ Sensitive flowing design minimises ligature risks→ Seamless surface has no dirt traps, offering excellent hygiene properties→ Hands-free tap activation→ Solid-surface material is extremely resistant to impact	<ul style="list-style-type: none">→ Stain-resistant, easy to clean material→ Hidden fixtures are inaccessible to prevent tampering→ Shatter-resistant polycarbonate mirror for safety→ 90 second water cut-off to prevent flooding	<ul style="list-style-type: none">→ Choose from Polar White, Seagrass and Mist Grey <div><div></div><div></div><div></div></div>

INVISIBLE, INACCESSIBLE FIXINGS

Arc products are securely locked in place using an innovative magnet-activated fixing method.

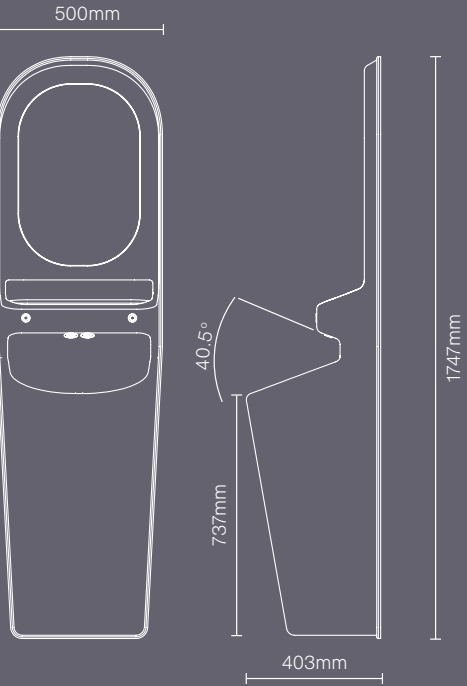
A rotating magnet tool is used to turn fixings hidden inside the basin, making tampering impossible.

→ 250kg clamping force per fixing ←



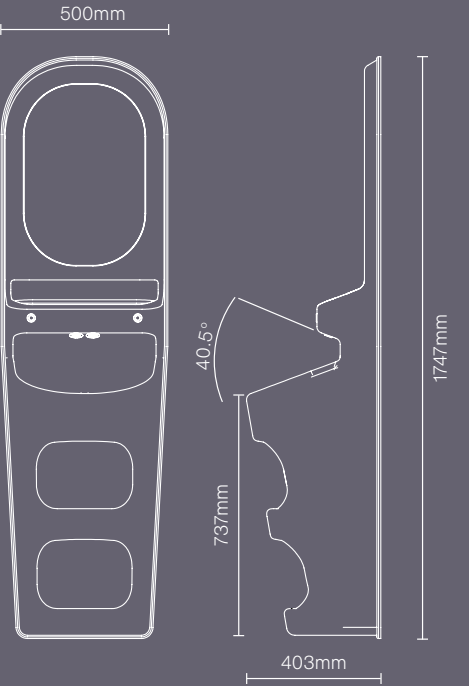
ARC BASIN

Without storage



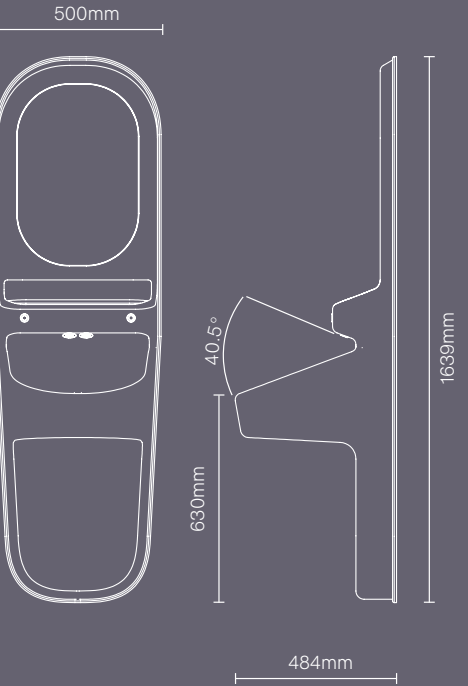
ARC BASIN

With storage



ARC BASIN

Accessible



See for yourself...

To arrange a demonstration or book a visit to our showroom, please call +44 (0)1622 237830

Pineapple, Westmead, Aylesford, Maidstone, Kent, ME20 6XJ

T

+44 (0)1622 237830

E

sales@pineapplecontracts.com

W

uk.pineapplecontracts.com

Pineapple