

FURNITURE FOR HOSPITALS & HEALTHCARE



Designed for
peace of mind

NHS Ward and Residential:
2017/S 056-104552

NHS Shared Business Services:
SBS/19/MA/TYX/9363

NHS Scotland:
NP785-19

Health Service Executive Ireland:
HSE 13754

Pineapple

When we design furniture for healthcare environments, the first thing we do is listen. Listen to our customers' unique challenges, their day to day needs and above all, who they need to look after.

Listening is the first step of the 'Pineapple Process', helping us to find furniture that precisely solves the problem. If we don't have something suitable, we create it. With innovative solutions, technical expertise and thoughtful design, we take pride in creating furniture that's exactly fit for purpose.

Our customers get mindfully designed furniture that works effortlessly and looks great. But much more than that, they can go to work knowing they've done everything they can to create an outstanding environment for their patients and staff.

**DESIGNED
FOR PEACE
OF MIND**

IT ALL BEGAN IN 1975

Our founder, William Hathorn, started our company in a workshop in London, England. Originally trading as Pine Productions, based on the popular wood we used to build our furniture, we crafted strong, durable products using traditional carpentry methods. But as our business grew and we began to provide furniture in a variety of materials for the healthcare market, the name no longer fitted. So, with a nod to our beginnings, we took a bold step and became Pineapple.

As our reputation for designing for demanding environments grew, so did demand for our products and we soon expanded into new premises, doubling our production capacity. We started creating technically advanced furniture for secure settings like mental health units and prisons, as well as lower risk spaces like hospitals, healthcare and education facilities.



45 YEARS OF INNOVATION

We continue to create innovative furniture to deliver real-life solutions for our customers and, from initial concept right through to manufacture and delivery, we have full control of the process. Our designs are either manufactured by us or by our carefully chosen partners who produce our furniture under license to meet our precise specification and design.

While our business is now international and our vision more ambitious than ever, we're still a family business at heart. Our work ethic and attention to detail is exactly the same as when we started in 1975.



FRAMEWORK AGREEMENTS:

We have been supplying furniture to public health organisations for over 35 years. Our products are available to purchase under the following framework agreements:

- NHS Ward and Residential: 2017/S 056-104552
- NHS Shared Business Services: SBS/19/MA/TYX/9363
- NHS Scotland: NP785-19
- HSE 13754 - National Framework Agreement For Generic Furniture

DELIVERY SERVICE

Our hassle-free delivery service is designed to make the process as simple as possible, so you can continue delivering care without interruptions.



We call ahead to arrange a convenient date and time.



We place each piece of furniture in individual rooms at your request.



We remove and recycle all packaging, leaving you with furniture which is ready for immediate use.



I need furniture that's easy to keep clean



I need furniture that gives my staff the rest they need



I need furniture that helps my patients' recovery



Every customer comes to us with a different set of challenges and we take time to listen and understand. It helps us design the transformative furniture you need, delivering purpose and exceptional value on time and on budget.

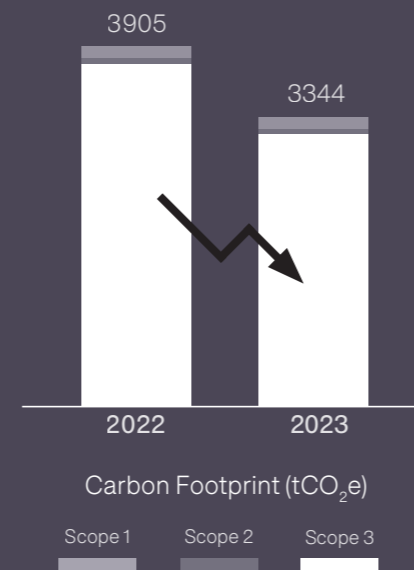
I need furniture that can be easily stored and redeployed



SUSTAINABILITY

From operational efficiencies like solar power generation to seeking continual product-related improvements, our Sustainability department is dedicated to enacting our carbon reduction plan to help minimise our impact on the environment.

Carbon Reduction Plan



In our ongoing commitment to environmental responsibility, we have set a target to reduce our carbon emissions by 56% by 2030.

We measure Scope 1 (direct emissions from business operations), Scope 2 (emissions associated with energy generation) and Scope 3 (indirect emissions from supply chain and consumer waste streams).

Our Carbon Reduction Plan is already yielding significant achievements, including a 12% decrease in our overall greenhouse gas emissions from 2022 to 2023.

HIGHLIGHTS



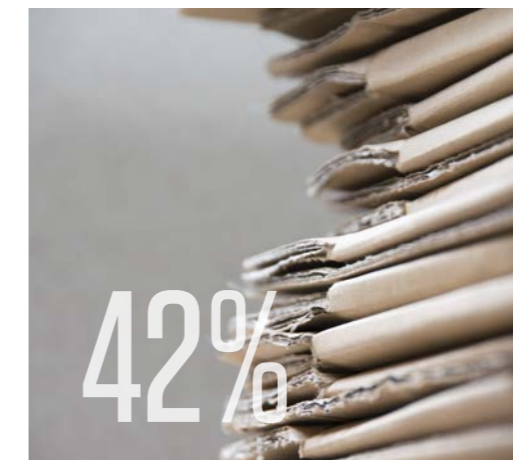
Increase in solar generation from our baseline.



Decrease in CO₂ emissions from our baseline.



Donated to charitable causes.



Decrease in packaging by weight.

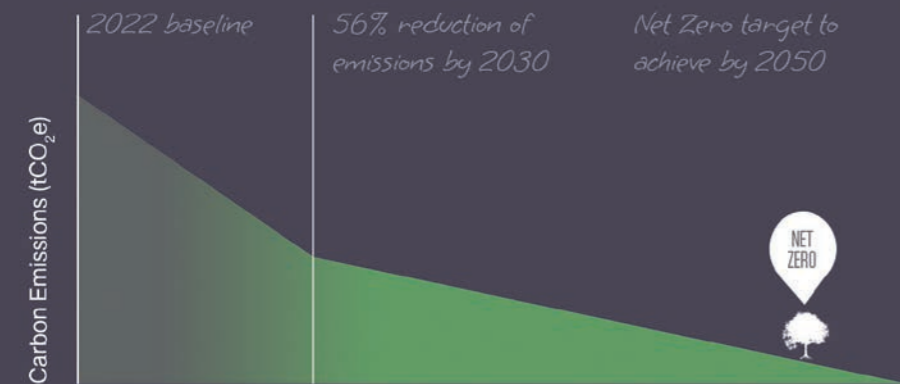


Spent volunteering, improving biodiversity.



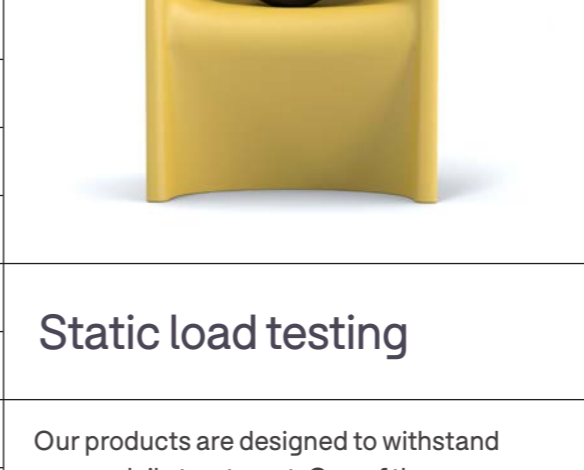


Eco products launched this year.

Our Net Zero Journey




TESTING

<p>Flame retardance</p>				
	<p>Flame retardant to contract level, all of our upholstery and fabrics meet BS 7176:2007 Source 0, 1 and 5 [Formerly BS5852 Source 0, 1 and 5].</p> <p>We also supply fabric and mattresses which meet Crib Source 7.</p> <p>This allows you to purchase with complete confidence knowing that all our products and fabrics are fully tried and tested.</p>			
		<p>All of our furniture is strength and stability tested to contract level.</p>		<p>Static load testing</p> <p>Our products are designed to withstand severe daily treatment. One of the ways we test this is the static load test.</p>
		<p>The picture above shows the Harrier sofa undergoing durability testing to BS EN 16139:2013 Level 2 (severe contract use).</p>		<p>During this test, a heavy weight is applied to the seat of the product</p>
		<p>In this demanding test, seat and back durability is tested at least 100,000 times.</p>		<p>Many of our products have been tested to withstand a 500kg static load</p>




INFECTION CONTROL



Ryno® products are made from our unique polymer blend which contains an anti-bacterial additive to inhibit bacterial growth. Unlike surface treatments which may wear away or become scratched, this anti-bacterial protection works throughout the product.



We apply an **anti-bacterial lacquer** where appropriate, which kills 99.9% of bacteria (including MRSA, C. diff and E. coli) within 24 hours by providing no source of nutrients which they need to survive.



Our upholstery ranges include anti-bacterial treatments which physically damage the cell walls, with tests showing a 99.99% reduction in MRSA and a 99.98% reduction in E. coli over 24hrs.

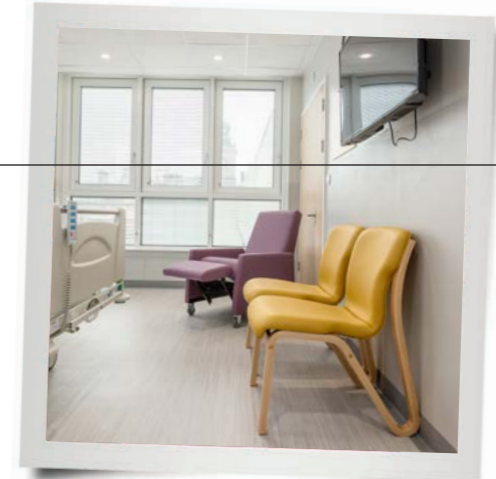
A number of our products feature a hygiene gap between the back and seat of the chair which prevents dust and dirt becoming trapped, making them easier to clean thoroughly.



Our Sovie bed ranges features a single-piece mattress tray with no joints (into which liquid may seep) and components are wrapped in a thermoplastic shell which kills 99.8% of e-coli and MRSA (most common hospital bacteria) over a 24-hour period.




We were asked to help create a vibrant environment which delivered on comfort



NHS Lothian

The design team wanted to make the patient experience less stressful



The Haematology Centre at Western General Hospital in Edinburgh has benefitted from recent refurbishment, using furniture from Pineapple to create an efficient modern space where exemplary hygiene levels are key.

Previously separate spaces, the inpatient and day case patient facilities have been brought together to create an integrated service with the aim of improving patient experiences and staff efficiency.

Following a consultation with staff and patient representatives, the architects' design team set out to give the Haematology centre a new identity, and make the patient experience less stressful.

The furniture was specified in a yellow and purple colour scheme which helps to define a distinct identity. The water-resistant upholstery is easily kept clean, and is protected by a non-leaching antimicrobial coating which is 99.98% effective against bacteria and viruses including MRSA, E.coli and Coronaviruses.



NHSLOTHIAN





We helped this pioneering integrated healthcare centre to create a flexible and welcoming space for visitors.



DEVIZES HEALTH CENTRE



As one of the country's first integrated healthcare centres, patients at Devizes Health Centre can access GP appointments, outpatient clinics and community mental health services all within the same building.

The project makes use of solar panels and heat pumps which contribute to its 100% energy efficiency rating, becoming one of the first net zero buildings in the NHS estate.

A variety of durable furniture from Pineapple was selected to suit a range of patient needs.


A sculptural arrangement of curved Ohio chairs creates a welcoming bank of seating in the main reception.

Groups of Purl low and high back armchairs provide a cosy lounge feel, while Vee chairs offer amore traditional waiting room seating option.



We were asked to help create a vibrant environment which delivered on comfort

THE CHRISTIE HOSPITAL



A bright, vibrant space which was as far from a 'hospital feel' as practically possible



The goal for this oncology service for young people was to create a bright, vibrant space which was as far from a 'hospital feel' as practically possible while remaining practical and hygienic.

This combination was achieved with informal seating options upholstered in vividly coloured vinyl fabrics which have water-resistant and anti-bacterial properties.

Modular Ohio chairs provide banks of seating, while Boden beanbags offer a more relaxed option.

In each bedroom, compact Recondo recliners with castor wheels (brakes on each wheel) offer multi-functional seating.





CADREGA LOUNGE

Seat static weight tested to



Cadrega lounge low back chair
1CGL1-400
850H | 600W | 660D (mm)
Seat height 490mm
Weight: 10kg



Cadrega lounge high back chair
1CGH1-400
1200H | 600W | 660D (mm)
Seat height 490mm
Weight: 11.5kg



Cadrega lounge bariatric chair
1CGB1-200
1015H | 870W | 660D (mm)
Seat height 490mm
Weight: 16kg



Cadrega lounge footstool
1CGF-100
300H | 510W | 320D (mm)
Weight: 3kg

KEY FEATURES	OPTIONS	
<ul style="list-style-type: none"> → Versatile seating range with a minimalist design ethos → Hygiene-gap between seat and back to prevent dirt and dust gathering → Solid birch legs and frame → Matching dining range available (see page 67) 	<ul style="list-style-type: none"> → Available with pressure relieving foam to reduce the risk of pressure ulcers → Wide choice of water-resistant upholstery 	<p><i>Hygiene-gap between seat and back to prevent dirt and dust gathering</i></p>





PURL



Seat static weight tested to



Purl low back armchair
1PUL1-400
870H | 700W | 780D (mm)
Seat Height: 480mm




Purl high back armchair
1PUH1-400
1070H | 700W | 780D (mm)
Seat Height: 480mm



Purl low back 2-seater
1PUL2-400
870H | 1190W | 780D (mm)
Seat Height: 480mm



Purl high back 2-seater
1PUH2-400
1070H | 1190W | 780D (mm)
Seat Height: 480mm

KEY FEATURES	OPTIONS	
→ Wrap-around design of the seat back provides comfort and support	→ Also available with additional reinforcement	
→ 480mm seat height designed to help those with reduced mobility	→ Available with chrome or natural wood feet	
→ Metal foot option resists water damage caused by regular mopping	→ Wide choice of water-resistant upholstery	
→ Fixed seat cushion		




THOR



Thor side chair
1TR1-300
805H | 555W | 560D (mm)
Seat height: 480mm



Thor armchair
1TR1-400
805H | 555W | 560D (mm)
Seat height: 480mm

KEY FEATURES	OPTIONS	
<ul style="list-style-type: none"> → Strong bent plywood frame → Hygiene-gap between seat and back to prevent dirt and dust gathering → Stackable for easy storage 	<ul style="list-style-type: none"> → Wide choice of water-resistant upholstery 	<p><i>Versatile stacking chair with bent plywood frame</i></p>





VEE

Seat static weight tested to



Vee armchair
1VE1-200
830H | 565W | 640D (mm)
Seat height 460mm
Weight: 9.5kg



Vee side chair
1VE1-100
830H | 490W | 640D (mm)
Seat height 460mm
Weight: 8kg



Vee Hijena armchair
1VH1-400
830H | 565W | 640D (mm)
Seat height 460mm
Weight: 10kg

KEY FEATURES

- One-piece back and seat for strength and durability
- Strong bent plywood frame
- Stackable for easy storage
- Hijena chair features a hygiene-gap between back and seat to prevent dust and dirt from gathering

OPTIONS

→ Wide choice of water-resistant upholstery



Stylish and strong bent plywood frame





OHIO



Ohio chair
1OH1-400
860H | 580W | 860D (mm)
Seat height: 480mm
Weight: 38kg




Ohio curved - wide front
1OHC1-500
860H | 1030W | 860D (mm)
Seat height: 480mm
Weight: 25kg



Ohio curved - narrow front
1OHC1-400
860H | 1030W | 860D (mm)
Seat height: 480mm
Weight: 27.5kg



Ohio coffee table
1OHF-400
420H | 830W | 830D (mm)
Weight: 34kg

KEY FEATURES	OPTIONS	
→ Versatile modular design helps you make the most of your space	→ Linking bracket to connect items	
→ Can be used individually or in multiples	→ Wide choice of water-resistant upholstery	
→ Ski feet protect flooring and facilitate movement		



DOORNE





Doorne single
1DRM1-100
450H | 450W | 450D (mm)
Seat height: 450mm
Weight: 8.5kg



Doorne double
1DRM2-100
450H | 900W | 450D (mm)
Seat height: 450mm
Weight: 14.5kg



Doorne 45° corner
1DRM3-100
450H | 730W | 450D (mm)
Seat height: 450mm
Weight: 10kg

KEY FEATURES	OPTIONS	
<ul style="list-style-type: none"> → Versatile modular design helps you make the most of your space → Can be used individually or in multiples → Plinth base to prevent dust and dirt gathering underneath 	<ul style="list-style-type: none"> → Wide choice of water-resistant upholstery 	
		<p><i>Plinth base prevents dust and dirt from gathering underneath</i></p>





SKYE



Skye chair
1SKY1-200
825H | 735W | 785D (mm)
Seat height 400mm



Skye 2-seater
1SKY2-200
825H | 1250W | 785D (mm)
Seat height 400mm

KEY FEATURES
→ Tapered base design to make standing easier
→ Compact design and small footprint maximises space
→ Reinforced seat platform as standard for added durability

OPTIONS
→ Plinth base to prevent dust and dirt gathering underneath
→ Wide choice of water-resistant upholstery



Optional plinth base prevents dust and dirt from gathering underneath




<h1>SIGMA</h1>	
----------------	--



Sigma chair
1SIG1-100
800H | 800W | 708D (mm)
Seat Height: 440mm



Sigma 2-seater
1SIG2-100
800H | 1350W | 708D (mm)
Seat Height: 440mm

KEY FEATURES	OPTIONS	
<ul style="list-style-type: none"> → Wrap-around design of the seat back provides comfort and support → Compact footprint helps you make the most of your available space → Fixed seat cushion prevents misuse 	<ul style="list-style-type: none"> → Also available as standard model → Wide choice of water-resistant upholstery 	



HELIX



Seat static weight tested to




Helix chair
1HLX1-200
930H | 1030W | 1000D (mm)
Seat height: 450mm



Helix 3-seater
1HLX3-200
930H | 2000W | 1000D (mm)
Seat height: 450mm



Helix 2-seater
1HLX2-200
930H | 1530W | 1000D (mm)
Seat height: 450mm

KEY FEATURES	OPTIONS	
→ Modern sculptural design	→ Wide choice of water-resistant upholstery 	
→ Wrap-around arm design provides comfort and support		
→ Loose seat and back cushions for ease of cleaning		



OCCASIONAL TABLES



Rock round coffee table
1RKf-600R
420H | ø 600 (mm)



Cumulus coffee table
1CSF-7070
420H | 700W | 700D (mm)



Rock square coffee table
1RKf-600X600
420H | 600W | 600D (mm)

KEY FEATURES - ROCK	KEY FEATURES - CUMULUS	OPTIONS - CUMULUS
<ul style="list-style-type: none"> → Smooth chamfered edge protects top surface from damage → Strong and durable solid birch frame → Heat and impact resistant white laminate top 	<ul style="list-style-type: none"> → Solid steel base plate provides strength and stability → Heat and impact resistant laminate top 	<p>→ Tops available in White, Anthracite and Hickory</p> <p>○ ● ●</p>



ACOUSTIC PODS



- Phone booth**
160-1000
2263H | 1020W | 1020D (mm)
Weight: 370kg
- Medium Work**
160-1001
2263H | 1607W | 1300D (mm)
Weight: 560kg
- Medium Meet**
160-1002
2263H | 1607W | 1300D (mm)
Weight: 560kg
- Large**
160-1003
2263H | 2107W | 1300D (mm)
Weight: 680kg
- X-Large**
160-1004
2263H | 2623W | 2800D (mm)
Weight: 1430kg

KEY FEATURES	OPTIONS	
<ul style="list-style-type: none"> → Perfect for individuals seeking a quiet place, or for private conversations → Power and USB sockets to keep devices charged → Sound-proofed for privacy → Interior lighting and built-in ventilation which replenishes air every 3 minutes 	<ul style="list-style-type: none"> → Wide choice of interior and exterior finishes → Optional screen for presentations and videoconferencing 	<p><i>Increase capacity with these private, quiet spaces</i></p>






CADREGA DINING



Cadrega dining chair without arms
 1CGD1-300
 800H | 500W | 555D (mm)
 Seat height 440mm
 Weight: 8.5kg



Cadrega dining chair with arms
 1CGD1-400
 800H | 600W | 555D (mm)
 Seat height 440mm
 Weight: 9kg

KEY FEATURES	OPTIONS	
<ul style="list-style-type: none"> → Stackable dining chairs (4 high) with a minimalist design ethos → Hygiene-gap between seat and back to prevent dirt and dust gathering → Solid birch legs and frame 	<ul style="list-style-type: none"> → Available with pressure relieving foam to reduce the risk of pressure ulcers → Wide choice of water-resistant upholstery 	<p><i>Stackable for easy storage when not in use</i></p>



Espresso 1.85
 Americano 2.50
 Capuccino 2.80
 Latte Macchiato 2.50
 Earl Grey 1.50
 English breakfast 1.80
 Rooibos 1.80
 Cold Matcha 2.85

Soft Drinks 2.00
 Draft Beer 4.50
 Wine(Glass) 3.50

Sandwich 6.50

TOUCH



Touch chair
 820H | 460W | 560D (mm)
 Seat height: 410mm
 Weight: 8kg

PRODUCT CODES
 Oyster Grey 1TU1-010-OG
 Liquorice Black 1TU1-010-LB
 Mustard Yellow 1TU1-010-MY
 Coral Red 1TU1-010-CR
 Capri Blue 1TU1-010-CB



Touch barstool in Oyster Grey
 1TUS-006-OG
 1090H | 460W | 560D (mm)
 Seat height: 680mm
 Weight: 8.5kg



Storage trolley
 (Capacity 30 chairs)

KEY FEATURES	OPTIONS	
→ Multi-purpose stacking chair (stacks up to 12 chairs)	→ Available with wheeled storage trolley (capacity 30 chairs)	
→ Durable polypropylene shell with handle cut-out for lifting	→ Choose from 5 vibrant shell colours (barstool available in Grey only)	
→ Solid chromed steel rod frame	● ● ● ● ●	
→ One-piece seat with hygienic wipe-clean surface		



XEON PLUS

Seat static
weight tested to



Xeon Plus chair Moonwalk
1ENP1-MG
800H | 565W | 580D (mm)
Seat height: 430mm
Weight: 5kg



Xeon Plus chair Cool Green
1ENP1-CG
800H | 565W | 580D (mm)
Seat height: 430mm
Weight: 5kg



Xeon Plus chair White
1ENP1-W
800H | 565W | 580D (mm)
Seat height: 430mm
Weight: 5kg

*Stackable for
easy storage*

KEY FEATURES

- Incredibly strong multi-purpose stacking chair
- One-piece seat with hygienic wipe-clean surface
- UV stabilised water-resistant material is suitable for indoor and outdoor use

OPTIONS

- Available in Moonwalk Grey, Cool Green and White





LINGO



Lingo chair
 1.04.01-040101-00
 790H | 540W | 450D (mm)
 Seat height: 460mm
 Weight: 3.4kg

KEY FEATURES	OPTIONS	
<ul style="list-style-type: none"> → Versatile stacking chair (8 high) → Totally water-resistant and UV stabilised materials - perfect for outdoor use → Made from 50% recycled content (polypropylene) 	<ul style="list-style-type: none"> → Available with upholstered seat pad → Choose from 10 versatile colours <div style="text-align: center; margin-top: 10px;"> </div>	



GROOVE



Groove side chair
 1.03.01-040101-00
 800H | 500W | 530D (mm)
 Seat height: 460mm
 Weight: 5kg



Groove arm chair
 1.03.01-110101-00
 800H | 600W | 530D (mm)
 Seat height: 460mm
 Weight: 5.2kg

KEY FEATURES
→ Versatile stacking chair (8 high)
→ Totally water-resistant and UV stabilised materials - perfect for outdoor use
→ Made from 50% recycled content (polypropylene)

OPTIONS
→ Available with upholstered seat and back pads
→ Available with plywood seat and back
→ Choose from 4 frame colours
→ Choose from 10 versatile seat/back colours





EDDY



Eddy 4-leg side chair
 1.01.01-010101-00
 790H | 540W | 450D (mm)
 Seat height: 460mm
 Weight: 4.2kg



Eddy sled leg side chair
 1.01.01-030101-00
 790H | 590W | 450D (mm)
 Seat height: 460mm
 Weight: 5.2kg



Eddy task side chair
 1.01.01-050101-00
 630-740H | 600W | 600D (mm)
 Seat height: 400-520mm
 Weight: 6.3kg



Eddy mid stool
 1.01.02-040103-00
 970H | 570W | 480D (mm)
 Seat height: 640mm
 Weight: 6.2kg

KEY FEATURES	OPTIONS
<ul style="list-style-type: none"> → Versatile stacking chair (8 high) → Totally water-resistant and UV stabilised materials - perfect for outdoor use → Made from 50% recycled content (polypropylene) 	<ul style="list-style-type: none"> → 4-leg and task chair available with arms → Available with upholstered seat and back → Choose from 10 versatile seat/back colours <div style="display: flex; justify-content: center; gap: 10px;"> ● ● ● ● ● </div> <div style="display: flex; justify-content: center; gap: 10px; margin-top: 5px;"> ● ● ● ● </div>



CUMULUS



Cumulus coffee table
1CSF-7070
420H | 700W | 700D (mm)



Cumulus 1500 x 900 rectangular dining table
1CST-1590
740H | 1500W | 900D (mm)







Cumulus 700 x 700 square dining table
1CST-7070
740H | 700W | 700D (mm)

Cumulus 900 x 900 square dining table
1CST-9090
740H | 900W | 900D (mm)

Cumulus 1200 x 1200 square dining table
1CST-1212
740H | 1200W | 1200D (mm)

Cumulus 1800 x 900 rectangular dining table
1CST-1890
740H | 1800W | 900D (mm)

KEY FEATURES 	OPTIONS	
→ Heat and impact resistant laminate top	→ Table tops available in White, Anthracite and Hickory   	
→ Solid steel base plate provides strength and stability	→ Lower height (640mm high) tables available for children	
→ Suitable for wheelchair users		



EDIT



Edit round table in Black
1.08.04-290101-00
740H | 800W | 800D (mm)
Weight: 15kg




Edit square table in Black
1.08.04-310101-00
740H | 750W | 750D (mm)
Weight: 16kg



Edit round table in White
1.08.04-300101-00
740H | 800W | 800D (mm)
Weight: 15kg



Edit square table in White
1.08.04-320101-00
740H | 750W | 750D (mm)
Weight: 16kg

KEY FEATURES 	OPTIONS	
<ul style="list-style-type: none"> → Durable compact-grade laminate top → Stackable for easy storage → Tubular steel legs (56% recycled content) → Suitable for indoor and outdoor use 	<ul style="list-style-type: none"> → Available in White or Black finish <div style="display: flex; align-items: center; gap: 10px;"> </div>	





MALOY



Maloy manual recliner
1MO1-100
1050H | 680W | 980D (mm)
Weight: 97kg



Maloy electric recliner
1MO1-200
1050H | 680W | 980D (mm)
Weight: 97kg

Optional braked, swivel castor wheels

KEY FEATURES
→ Supportive wing-back design
→ Solid beech armcaps with anti-bacterial lacquer
→ Smooth reclining action with leg and back support

OPTIONS
→ Castor wheels (fixed rear, swivel at front, braked and non-marking)
→ Wide choice of water-resistant upholstery



Please note: this recliner is not recommended for patient transfer



RECONDO





Recondo manual recliner
1RO1-100
1060H | 630W | 850D (mm)
Weight: 40kg



Recondo electric recliner
1RO1-200
1060H | 630W | 850D (mm)
Weight: 40kg

*Lay-flat action
for long term comfort*

KEY FEATURES	OPTIONS	
<ul style="list-style-type: none"> → Compact size for space maximisation → Lay-flat action for comfort → Sleek, modern design → Smooth reclining action with leg and back support 	<ul style="list-style-type: none"> → Castor wheels (fixed rear, swivel at front, braked and non-marking) → Wide choice of water-resistant upholstery 	

Please note: this recliner is not recommended for patient transfer





BODEN

Seat static weight tested to



Boden beanbag chair
 1BOCHAIR1-400
 900H | 1000W | 1050D (mm)
 Weight: 7kg



Boden beanbag
 1BO1-400
 800H | 900W | 900D (mm)
 Weight: 7kg



Boden extra large beanbag
 1BO1-500
 560H | 1400Ø (mm)
 Weight: 14.5kg

KEY FEATURES

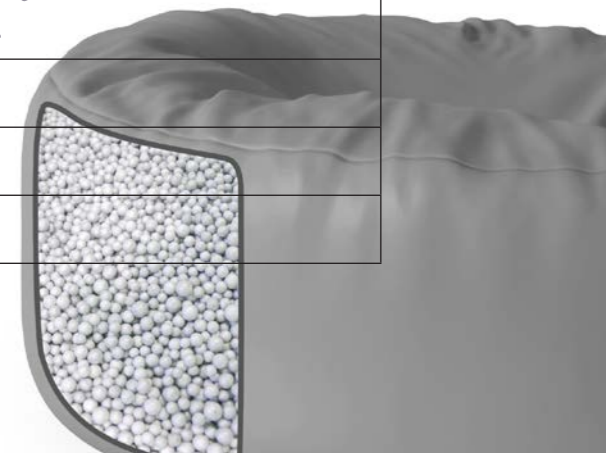
- Double-stitched seams and non-accessible zips prevent accidents
- Flame retardant filling gives the beanbags their shape and comfort
- Internal seam lining provides an extra layer of protection

OPTIONS

- Wide choice of water-resistant upholstery (we recommend a dark coloured wipe-clean vinyl)




Flame-retardant filling and exterior





CONTESSA

Seat static weight tested to  227KG



Contessa cube
1COFC-100
460H | 575W | 575D (mm)
Weight: 9kg



Contessa caterpillar
1COFCAT-100
460H | ø 575 (mm)
Weight: 5.5kg



Contessa cuboid
1COFCUB-100
460H | 1150W | 575D (mm)
Weight: 33kg



Contessa drum
1COFD-100
460H | 575 diameter (mm)
Weight: 7.5kg



Contessa 90° curve
1COF90-100
460H | 815W | 575D (mm)
Weight: 15kg



Contessa 45° curve
1COF45-100
460H | 660W | 575D (mm)
Weight: 7kg



Contessa extra large drum
1COFD-300
500H | ø 750 (mm)
Weight: 23.5kg



Contessa extra large cube
1COFC-400
500H | 600W | 600D (mm)
Weight: 19.5kg

KEY FEATURES


- All foam construction with no internal frame for safety
- Zip heads removed and oversewn to prevent tampering
- Strong stitched seams

OPTIONS

- Wide choice of water-resistant upholstery (we recommend a dark coloured wipe-clean vinyl)



CMHR foam provides a sturdy, fire-resistant core





PAEDIATRIC

Ryno children's chair
 1RYCD-FF-30
 750H | 420W | 525D (mm)
 Seat height: 380mm
 Weight: 30kg



Cumulus children's dining table
 1RYCD-FF-30
 750H | 420W | 525D (mm)
 Seat height: 380mm
 Weight: 30kg



 Lifetime guarantee	 Weighted to deter misuse
 Fire retardant	 100% LDPE
 Weatherproof	 Floor fixed option


KEY FEATURES

- Heavily weighted to 30kg as standard to deter misuse (other weight options available)
- Ergonomically designed to give excellent comfort
- Anti-microbial, wipe-clean material protects throughout the product

- Water resistant, UV stabilised material makes items suitable for outdoor use
- Designed for Sizemark 4 posture requirements (stature range 1330-1590mm)

OPTIONS


- Floor fixing solution
- Linking bracket to connect chairs
- Lightweight model (8kg)
- 13 versatile shell colours



Practical water-resistant, wipe-clean surface



KORGEN

Seat static weight tested to 



Korgen chair
1KGG1
855H | 541W | 625D (mm)
Seat height: 450mm
Weight: 15kg



Korgen 2-seater
1KGG2
855H | 1081W | 625D (mm)
Seat height: 450mm
Weight: 26kg



Korgen 3-seater
1KGG3
855H | 1621W | 625D (mm)
Seat height: 450mm
Weight: 37kg



Korgen chair with table
(left or right position)
1KGG1-TT
855H | 1081W | 625D (mm)
Seat height: 450mm
Weight: 26kg



Korgen 2-seater with table
(left, right or middle position)
1KGG2-TT
855H | 1621W | 625D (mm)
Seat height: 450mm
Weight: 37kg

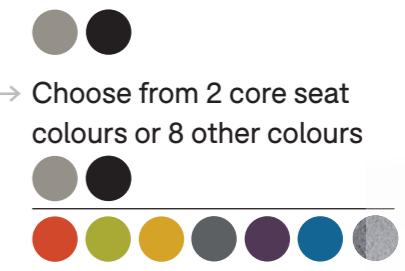
KEY FEATURES

- Extremely strong 45mm powdercoated steel tube frame
- Totally water-resistant and UV stabilised for outdoor use
- Anti-bacterial additive and tested for Coronavirus resistance
- No crevices for dirt to be trapped

OPTIONS

- Armrests for additional support (can be applied to one or both sides)
- Compact laminate table provides space for belongings and encourages social distancing
- Available with floor fixing kit for additional security

- Choose from 2 frame colours
- Choose from 2 core seat colours or 8 other colours





RYNO® DINING



Ryno pedestal table
1RYP-T-120
760H | 1050ø (mm)
Weight: 120kg



Ryno dining chair
1RYD-02
880H | 500W | 620D (mm)
Seat height: 450mm
Weight: 56kg



Ryno club chair
1RYC-02
895H | 615W | 615D (mm)
Seat height: 450mm
Weight: 62kg

-  Lifetime guarantee
-  Weighted to deter misuse
-  Fire retardant
-  100% LDPE
-  Weatherproof
-  Floor fixed option

KEY FEATURES		OPTIONS
<ul style="list-style-type: none"> → Heavily weighted as standard to deter misuse (other weight options available) → Durable polyethylene one-piece construction provides excellent strength → Water resistant, UV stabilised material makes items suitable for outdoor use 	<ul style="list-style-type: none"> → Anti-microbial, wipe-clean material protects throughout the product → Strength and stability tested for severe contract use (BS EN 16139:2013 Level 2). Exceeded the 200,000 cycle pass mark by a further 300,000 cycles 	<ul style="list-style-type: none"> → Invisible floor fixing method (UK patent pending) → Lightweight model → 13 versatile shell colours <div style="display: flex; align-items: center; margin-top: 10px;"> <div style="display: flex; gap: 5px;"> <div style="display: flex; gap: 5px;"> </div> → Chair core colours </div> <div style="display: flex; gap: 5px; margin-top: 5px;"> </div> <div style="display: flex; gap: 5px; margin-top: 5px;"> </div> </div>



RYNO[®] STOOL & BENCH



Ryno stool
1RYS-50
470H | 445W | 395D (mm)
Seat height: 470mm
Weight: 50kg



Ryno bench
1RYN-75
470H | 1400W | 395D (mm)
Seat height: 470mm
Weight: 70kg

-  Lifetime guarantee
-  Weighted to deter misuse
-  Fire retardant
-  100% LDPE
-  Weatherproof
-  Floor fixed option

KEY FEATURES		OPTIONS
<ul style="list-style-type: none"> → Heavily weighted (50kg stool, 70kg bench) as standard to deter misuse (other weight options available) → Ergonomically designed to deflect rainwater → Durable polyethylene one-piece construction provides excellent strength 	<ul style="list-style-type: none"> → Water resistant, UV stabilised material makes items suitable for outdoor use → Anti-microbial, wipe-clean material protects throughout the product → Strength and stability tested for severe contract use (BS EN 16139:2013 Level 2). Exceeded the 200,000 cycle pass mark by a further 300,000 cycles 	<ul style="list-style-type: none"> → Invisible floor fixing method (UK patent pending) → Lightweight model (stool 5kg, bench 20kg) → 13 versatile shell colours <div style="display: flex; align-items: center; margin-top: 10px;"> <div style="display: flex; gap: 5px; margin-right: 10px;"> </div> → Core colours </div> <div style="display: flex; gap: 5px; margin-top: 5px;"> </div> <div style="display: flex; gap: 5px; margin-top: 5px;"> </div>



APEX



Apex dining side chair
 1.05.01-140101-00
 800H | 510W | 530D (mm)
 Seat Height: 460mm
 Weight: 7kg



Apex dining arm chair
 1.05.01-150101-00
 800H | 560W | 530D (mm)
 Seat Height: 460mm
 Weight: 7.8kg



Apex mid stool
 1.05.02-040103-00
 820H | 520W | 490D (mm)
 Seat Height: 650mm
 Weight: 6.8kg



Apex lounge side chair
 1.05.01-160101-00
 700H | 600W | 720D (mm)
 Seat Height: 380mm
 Weight: 8.8kg



Apex lounge arm chair
 1.05.01-170101-00
 700H | 650W | 720D (mm)
 Seat Height: 380mm
 Weight: 9.8kg

KEY FEATURES
→ Versatile stacking chair
→ Totally water-resistant and UV stabilised materials - perfect for outdoor use
→ Made from 56% recycled content (steel)

OPTIONS
→ High stool also available
→ Choose from 5 versatile colours

--



VALE



Vale round coffee table
1.09.04-200101-00
390H | ø 600 (mm)
Weight: 13.5kg



Vale square coffee table
1.09.04-210101-00
390H | 600W | 600D (mm)
Weight: 16kg



Vale rectangular coffee table
1.09.04-220101-00
390H | 1240W | 610D (mm)
Weight: 32.9kg



Vale round dining table
1.09.04-230101-00
740H | ø 700 (mm)
Weight: 19.8kg

1.09.04-230401-00
740H | ø 900 (mm)
Weight: 27.9kg



Vale square dining table
1.09.04-240101-00
740H | 700W | 700D (mm)
Weight: 23.2kg

1.09.04-240401-00
740H | 900W | 900D (mm)
Weight: 33.4kg



Vale rectangular dining table
1.09.04-250101-00
740H | 1240W | 610D (mm)
Weight: 23.2kg

KEY FEATURES

- Elegant outdoor table range
- Powdercoated steel top with tubular powdercoated steel legs
- Totally water-resistant - perfect for outdoor use
- Made from 56% recycled content (steel)

OPTIONS

- Taller height bar tables also available
- Choose from 5 versatile colours



INDEX

NOTES

Apex	93	Outdoor furniture	84 - 95
Boden	77	Purl	29
Cadrega		Ryno	
→ Lounge	25	→ Chairs	81, 89
→ Dining	53	→ Dining table	89
Children's furniture	76 - 81	→ Stool	91
Contessa	79	→ Bench	91
Cumulus	47, 65, 81	Recondo	73
Dining furniture	52 - 67	Rock	47
Doorne	37	Sigma	43
Eddy	63	Skye	41
Edit	67	Touch	55
Acoustic pods	49	Thor	31
Groove	61	Vale	95
Helix	45	Vee	33
Korgen	84 - 87	Waiting room furniture	24 - 49
Lingo	59	Xeon	57
Maternity furniture	70 - 73		
Maloy	71		
Occasional tables	47		
Ohio	35		

Pineapple

 +44 (0)1622 237830

 Pineapple, Westmead, Aylesford, Maidstone, Kent ME20 6XJ

 pineapplecontracts.com

 sales@pineapplecontracts.com

