

RYNO[®]

Wall

Bed



Pineapple



Designed with ergonomics in mind, one side of the Ryno Wall Bed is angled outwards, making it easier for users to stand up from the bed. This feature also improves access for caregivers, allowing them to stand closer to the bed when delivering care, reducing the likelihood of back injuries.


The straight side allows the bed to be fitted flush against the wall, minimising concealment opportunities. Where required, the Ryno Wall bed can be customised for compatibility with common coved flooring systems to minimise gaps between the bed and the wall.

Like all Ryno products, the Wall Bed is rotationally moulded to form a single piece with no joints or seams which would otherwise be a point of weakness. The single-piece construction also minimises concealment opportunities as well as making the product 100% waterproof.

The Ryno Wall Bed is available with or without storage compartments, and is available in a wide range of versatile colours.



RYNO[®] WALL BED



Ryno wall bed without storage
1RYAW-101
480H | 2050L | 1010W (mm)
Standard weight: 60kg
Weighted to 104kg - 1RYAW-104
Weighted to 148kg - 1RYAW-148
Weighted to 170kg - 1RYAW-170



Ryno wall bed with storage
1RYAW-201
480H | 2050L | 1010W (mm)
Standard weight: 60kg
Weighted to 104kg - 1RYAW-204
Weighted to 148kg - 1RYAW-248
Weighted to 170kg - 1RYAW-270

Lifetime guarantee

Waterproof

Fire retardant

100% LDPE

Straight side allows the bed to be fitted flush against a wall

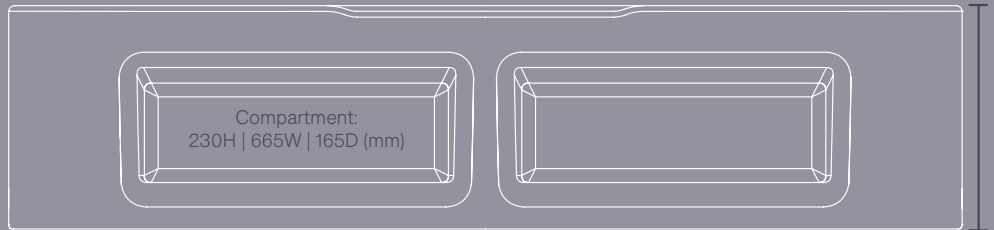
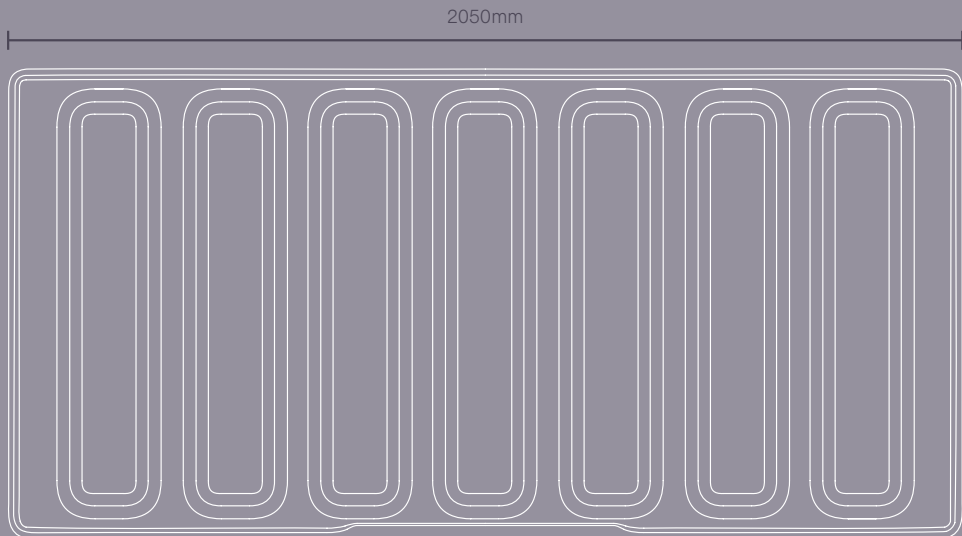
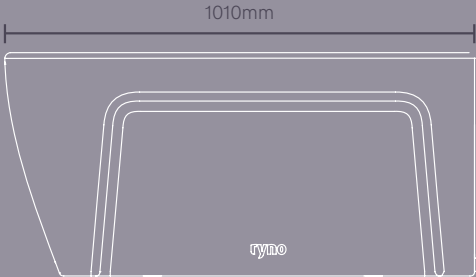
KEY FEATURES		OPTIONS
<div>→ Flared side provides improved patient mobility and access to caregivers</div> <div>→ Straight side allows the bed to be fitted flush against a wall</div> <div>→ Compatible with coved flooring (please specify at point of order)</div> <div>→ 100% waterproof construction with hygienic wipe-clean surface</div> <div>→ Strength and stability tested for severe contract use</div>	<div><div>Exterior: Choose from 15 versatile shades</div><div>Interior: Optionally made with Recycled content (40% of total)</div></div>	<div>→ Heavy-weighting options are available</div> <div>→ Floor fixing kit (unweighted version only)</div> <div>→ Anti-concealment base plate</div> <div>→ 15 versatile shell colours, including our OceanGreen colour (weight: 65kg)</div> <div><div><div><div></div><div></div><div></div></div><div>← Core colour</div></div><div><div><div></div><div></div><div></div><div></div><div></div><div></div><div></div></div><div><div></div><div></div><div></div><div></div><div></div></div></div></div>

Where required, the Ryno Wall bed can be customised for compatibility with common coved flooring systems to minimise gaps between the bed and the wall.

Please discuss your requirements at point of order.



Flared on one side to provide improved patient mobility and access to caregivers



See for yourself...

To arrange a demonstration or book a visit to our showroom, please call +44 (0)1622 237830

Pineapple, Westmead, Aylesford, Maidstone, Kent, ME20 6XJ

T

+44 (0)1622 237830

E

sales@pineapplecontracts.com

W

uk.pineapplecontracts.com

Pineapple