

**RYNO<sup>®</sup>**

Combo

Table



**Pineapple**



Combining extreme strength and durability with a welcoming aesthetic, the pioneering Ryno range was first introduced over a decade ago, starting with a revolutionary heavily weighted Ryno dining table.

The addition of the Ryno Combo table brings further flexibility to the range, which is available in three different top sizes (2 of which are wheelchair accessible), along with a wide range of versatile base colours.

Like all Ryno products, the Combo table base is made from waterproof, impact-resistant rotationally molded polyethylene,

moulded from a single-piece which ensures there are no joints or seams that could otherwise become points of weakness.

Compared with a conventional table with 4 legs, the Combo table's monobloc pedestal base design reduces the risk of damage and helps to protect users and staff from harm.

Table tops are available in a surface choice of Grey or Hickory, surrounded by a soft-touch polyurethane edge. Additional options include laminate tops with matching edges, or a stylish bevelled plywood edge.




# RYNO® COMBO TABLE



**Ryno Combo table with 960 x 960mm top**  
1RYTP1  
800H | 960W | 960D (mm)  
  
Standard weight: 32kg  
Weighted option: 120kg



**Ryno Combo table with 1200 x 1200mm top**  
1RYPT4  
800H | 1200W | 1200D (mm)  
  
Standard weight: 54kg  
Weighted option: 142kg



**Ryno Combo table with 2400 x 1200mm top**  
1RYPT6  
800H | 2400W | 1200D (mm)  
  
Standard weight: 99kg  
Weighted option: 275kg


-  Lifetime guarantee
-  Weighted to deter misuse
-  Fire retardant
-  100% LDPE base
-  Indoor use
-  Floor fixed option
-  ADA & DDA Compliant

## KEY FEATURES

- Durable polyethylene pedestal base is damage-resistant, reduces ligature risks and cannot be weaponised unlike conventional table legs
- Hygienic wipe-clean laminate table top with anti-spill edging
- Smoothly rounded edges with soft-touch edging for safety
- Wheelchair accessible design, compliant with ADA and DDA requirements (applies to 1200 x 1200mm and 2400 x 1200mm sizes)
- Polyethylene material is compliant with flammability standards UL94 HB & BS 5852:2006

## OPTIONS

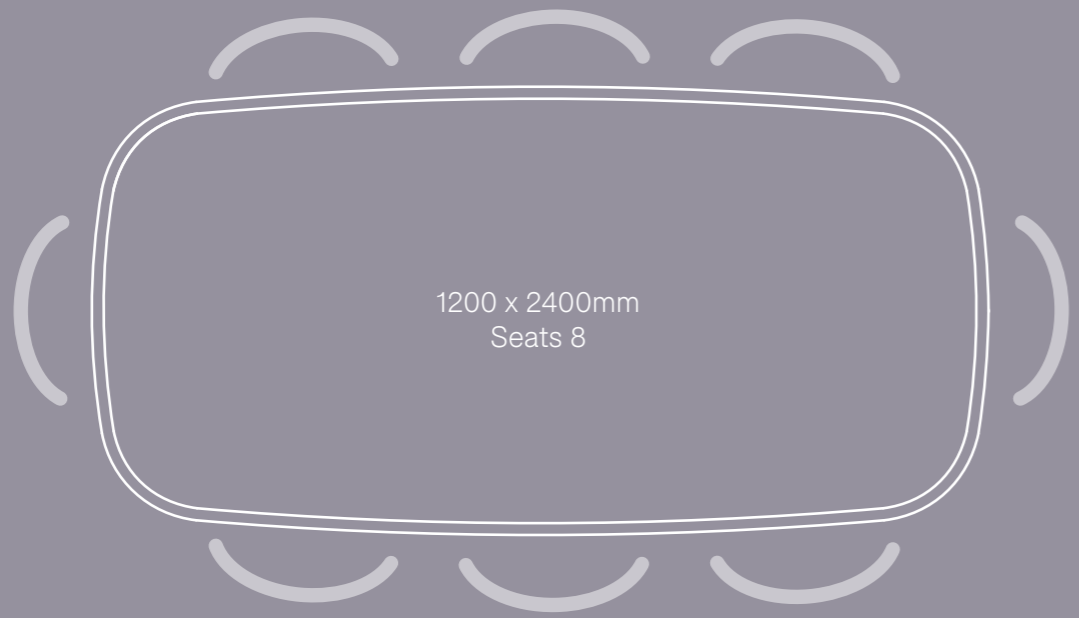
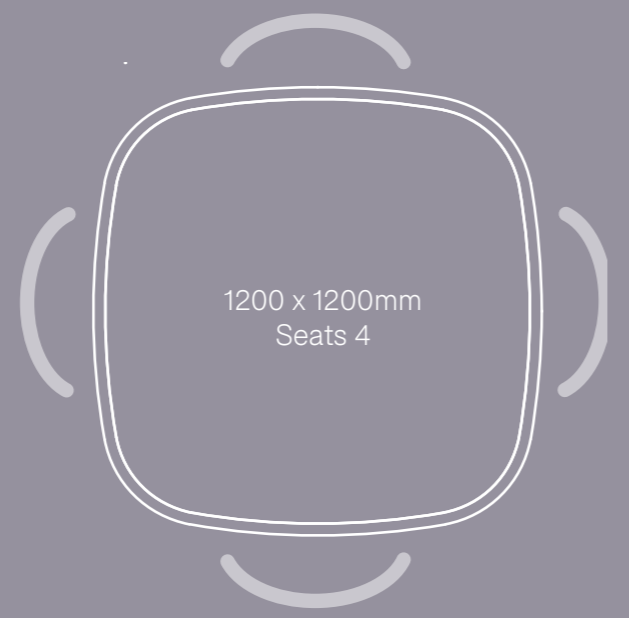
- Heavily weighted or hidden floor fixing option
- Grey-edged top available in Hickory and Grey. Additional options (laminate, plywood edge) also available
- Base available in a wide range of versatile colours:



Plywood edged laminate option







# See for yourself...

To arrange a demonstration or book a visit to our showroom, please call +44 (0)1622 237830

Pineapple, Westmead, Aylesford, Maidstone, Kent, ME20 6XJ

**T** +44 (0)1622 237830

**E** [sales@pineapplecontracts.com](mailto:sales@pineapplecontracts.com)

**W** [uk.pineapplecontracts.com](http://uk.pineapplecontracts.com)

**Pineapple**