

**RYNO<sup>®</sup>**

Modular  
Seating



**Pineapple**



Flexibility and adaptability are key design principles for healthcare spaces. Over time, care provision can evolve, and patient needs can change, leading to a shift in the way spaces are used.

Furniture that can be easily reconfigured or repurposed allows healthcare facilities to adjust layouts quickly and cost-effectively without requiring significant structural changes.

Whether you're creating a quiet corner to minimise distraction, or encouraging communication and sharing, the flexibility of the Ryno® modular range can help.

With a variety of dynamic configurations, this stylish range can be securely connected together with an optional linking bracket.


Moulded from a single piece of material, each modular item is designed to minimise ligature risks, while providing no concealment opportunities.

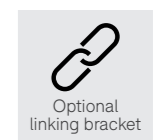

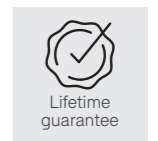
Additional weight can be added to each product to prevent it from being picked up, creating safer environments for patients and staff. 100% waterproof and UV-stabilised, the range is suitable for indoor and outdoor use, and is available in 15 versatile colours.



# RYNO<sup>®</sup> MODULAR



Seat static weight tested to  500KG



## KEY FEATURES


- Versatile modular design allows a variety of reconfigurable shapes
- Integrated drainage channel allows water to run off
- Sloped arms and low back designed to minimise ligature risks
- Ergonomically designed to give excellent comfort
- Hygienic wipe-clean surface

- Waterproof, UV stabilised material - suitable for outdoor use
- Strength and stability tested for severe contract use
- Made with 40% recycled content
- 100% recyclable material

*One-piece design cannot be disassembled or weaponised*

## OPTIONS

- Available with additional weighting
- Optional linking bracket
- 15 versatile shell colours



# RYNO<sup>®</sup> MODULAR



**Armchair (right arm)**  
1RYM-200  
835H | 850W | 870D (mm)  
Seat height: 435mm  
Product weight: 25kg  
Weighted option: 69kg



**Curved chair (wide front)**  
1RYM-500  
830H | 885W | 975D (mm)  
Seat height: 435mm  
Product weight: 18kg  
Weighted option: 62kg



**Curved chair (narrow front)**  
1RYM-600  
830H | 885W | 975D (mm)  
Seat height: 435mm  
Product weight: 18kg  
Weighted option: 62kg



**Chair**  
1RYM-300  
835H | 650W | 870D (mm)  
Seat height: 435mm  
Product weight: 20kg  
Weighted option: 64kg



**Armchair (left arm)**  
1RYM-100  
835H | 850W | 870D (mm)  
Seat height: 435mm  
Product weight: 25kg  
Weighted option: 69kg



**Armchair**  
1RYM-400  
835H | 1052W | 870D (mm)  
Seat height: 435mm  
Product weight: 27kg  
Weighted option: 71kg



**Square**  
1RYM-700  
436H | 870W | 870D (mm)  
Product weight: 20kg  
Weighted option: 64kg



**Wedge**  
1RYM-800  
420H | 885W | 975D (mm)  
Product weight: 15kg  
Weighted option: 59kg

Optional linking bracket





tyno



# See for yourself...

To arrange a demonstration or book a visit to our showroom, please call +44 (0)1622 237830

Pineapple, Westmead, Aylesford, Maidstone, Kent, ME20 6XJ

**T** +44 (0)1622 237830

**E** [sales@pineapplecontracts.com](mailto:sales@pineapplecontracts.com)

**W** [uk.pineapplecontracts.com](http://uk.pineapplecontracts.com)

**Pineapple**