

BURLA

Low back for visibility, flared design for stability, and compact footprint for space



Pineapple

REINFORCED FOR PEACE OF MIND



Our sofas are available in both “Standard” and “Plus” levels of reinforcement.

Choose the version which suits your environment best.



STANDARD VS PLUS

| | | |
|----------|--|--|
| STANDARD | Durable construction, perfect for low risk spaces | |
| | <div><div>Webbed back</div><div></div><div>+ Reinforced seat adds strength & durability</div><div></div><div>Cloth underside</div></div> | |
| PLUS | Enhanced strength and safety features for challenging environments | |
| | <div><div>+ Reinforced back adds strength & durability</div><div></div><div>+ Reinforced seat adds strength & durability</div><div></div><div>+ Reinforced underside adds strength & reduces concealment opportunities</div></div> <div><div></div><div>→ Security screws are used (where accessible) to prevent tampering</div><div></div><div><div>→ No piping to reduce ligature risks</div><div>→ No staples to reduce self-harm risks</div></div></div> | |

(Note) Sofa shown is an example and does not depict the Burla range



The **Burla** and **Burla Plus** seating range is available as an armchair, 2-seater, and 3-seater.

Designed for safety and stability, Burla features a flared, tapered shape to enhance reduced-ligature safety while ensuring stability with its wide base. Sloped arms provide a comfortable seating position, while the low back design improves room visibility.

Burla has been strength and stability tested for severe contract use and the seat has been static load tested to 500kg, ensuring its durability in demanding settings. Despite its robust design, the range features a compact footprint, making it ideal for challenging environments where space is limited.

A continuous, smooth design allows for easy cleaning, while the removable seat cushion facilitates contraband checks.


Burla Plus includes a fully reinforced seat and backrest with a solid baseboard for added durability and strength.

Zero-depth, anti-stash seams further enhance safety, and the new burst-proof zip on Burla Plus models is impact- and damage-resistant, making it ideal for medium to high-risk environments.



BURLA



Seat static weight tested to  500KG



Burla Armchair
Single fabric: 1BA1-200

775H | 1040W | 890D (mm)
Seat height: 450mm
Weight: 48kg




Burla 2-Seater
Single fabric: 1BA2-200

775H | 1570W | 890D (mm)
Seat height: 450mm
Weight: 62kg



Burla 3-Seater
Single fabric: 1BA2-200


775H | 2100W | 890D (mm)
Seat height: 450mm
Weight: 80kg

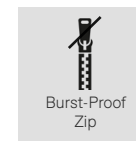
| KEY FEATURES | OPTIONS | |
|--|---|--|
| <div>→ Low back to improve room visibility</div> <div>→ Sloped angular design to improve safety and deter lifting</div> <div>→ Removable seat cushion facilitates contraband checks</div> <div>→ Standard levels of reinforcement</div> <div>→ Seat static internal load test to 500kg</div> | <div>→ Feet (30mm height) in solid birch with black lacquer</div> <div>→ Dual fabric option - seat cushions can be specified differently to the rest of the chair</div> <div>→ Wide choice of water-resistant upholstery</div> <div></div> | |
| | | |
| | | Available in Standard and Plus levels of reinforcement |
| | | |
| | | |



BURLA PLUS



Seat static weight tested to 



Burla Plus Armchair
Single fabric: 1BA1-800

775H | 1040W | 890D (mm)
Seat height: 450mm
Weight: 54kg



Burla Plus 2-Seater
Single fabric: 1BA2-800


775H | 1570W | 890D (mm)
Seat height: 450mm
Weight: 76kg



Burla Plus 3-Seater
Single fabric: 1BA2-800

775H | 2100W | 890D (mm)
Seat height: 450mm
Weight: 98kg

Burst-proof zip on seat cushion, available on Plus models only!

| KEY FEATURES | OPTIONS |
|--|---|
| <div>→ Low back to improve room visibility</div> <div>→ Sloped angular design to improve safety and deter lifting</div> <div>→ Removable seat cushion facilitates contraband checks</div> <div>→ Fully reinforced to deter misuse</div> <div>→ Zero-depth, anti-stash seams</div> <div>→ Seat static internal load test to 500kg</div> | <div>→ Feet (30mm height) in solid birch with black lacquer</div> <div>→ Dual fabric option - seat cushions can be specified differently to the rest of the chair</div> <div>→ Wide choice of water-resistant upholstery</div> <div></div> |



See for yourself...

To arrange a demonstration or book a visit to our showroom, please call +44 (0)1622 237830

Pineapple, Westmead, Aylesford, Maidstone, Kent, ME20 6XJ

T

+44 (0)1622 237830

E

sales@pineapplecontracts.com

W

uk.pineapplecontracts.com

Pineapple