

SIGMA

Clean, modern styling for
demanding environments




Pineapple

A close-up photograph of a modern armchair. The chair features a curved, upholstered backrest and seat. The upholstery is a dark brown, leather-like material. The frame is made of light-colored wood, visible at the base and sides. The chair is positioned against a plain white background.

[illegible]



STANDARD

Webbed
back



plus

Reinforced
back adds
strength &
durability




- No piping to reduce ligature risks
- No staples to reduce self-harm risks

SIGMA


Wrap-around design of the seat back provides comfort and support.

Designed to help make the most of your available space

The tub chair design is more compact than a traditional armchair but just as comfortable. Sigma and Sigma Plus are available in an armchair, 2-seater and 3-seater options.



Strength and stability
tested for non-domestic use
(BS EN 16139:2013 - Level 2).
All fabrics are fire retardant
to BS7176:2007 source 5.



Sigma Plus model
features a fully enclosed base
with security fixings to prevent
concealment.



SIGMA



Seat static
weight tested to




Sigma chair
1SIG1-100
786H | 790W | 787D (mm)
Seat Height: 440mm
Weight: 41kg



Sigma 2-seater
1SIG2-100
786H | 1352W | 787D (mm)
Seat Height: 440mm
Weight: 58kg



Sigma 3-seater
1SIG3-100
786H | 1733W | 787D (mm)
Seat Height: 440mm
Weight: 74kg

KEY FEATURES	OPTIONS	
→ Wrap-around design of the seat back provides comfort and support → Compact footprint helps you make the most of your available space → Standard reinforcement provides strength and durability → Fixed seat cushion to prevent misuse	→ Available in standard or plus levels of reinforcement → Wide choice of water-resistant upholstery 	



SIGMA PLUS

●
2
●

Seat static
weight tested to



Sigma Plus chair
1SIGP1-400
786H | 790W | 787D (mm)
Seat Height: 440mm
Weight: 63kg



Sigma Plus 2-seater
1SIGP2-400
786H | 1352W | 787D (mm)
Seat Height: 440mm
Weight: 91kg



Sigma Plus 3-seater
1SIGP3-400
786H | 1733W | 787D (mm)
Seat Height: 440mm
Weight: 117kg

KEY FEATURES	OPTIONS	
<div>→ Wrap-around design of the seat back provides comfort and support</div> <div>→ Designed with minimal upholstery gaps to prevent concealment</div> <div>→ Compact footprint helps you make the most of your available space</div> <div>→ Heavyweight to deter mishandling</div> <div>→ Fixed seat cushion to prevent misuse</div>	<div>→ Available in standard or plus levels of reinforcement</div> <div>→ Wide choice of water-resistant upholstery</div> <div></div>	<div>Plus model features a fully enclosed base with security fixings to prevent concealment</div>

See for yourself...

To arrange a demonstration or book a visit
to our showroom, please call
+44 (0)1622 237830

Pineapple, Westmead, Aylesford, Maidstone, Kent, ME20 6XJ

T	+44 (0)1622 237830
E	sales@pineapplecontracts.com
W	uk.pineapplecontracts.com

Pineapple