


# ARC WASHBASINS



Arc basin without storage  
1ACB-100  
1747H | 500W | 403D (mm)

Arc basin with storage  
1ACB-200  
1747H | 500W | 403D (mm)

Arc accessible basin  
1ACB-300  
1639H | 500W | 484D (mm)

in collaboration with

ONVO



## KEY FEATURES

- Sensitive flowing design minimises ligature risks
- Seamless surface has no dirt traps, offering excellent hygiene properties
- Hands-free tap activation
- Solid-surface material is extremely resistant to impact
- Stain-resistant, easy to clean material
- Hidden fixtures are inaccessible to prevent tampering
- Shatter-resistant polycarbonate mirror for safety
- 90 second water cut-off to prevent flooding

## MATERIAL/FABRICATION

Arc is made from CLEAN-TEC a solid surface material which features a smooth surface with no pores, joins or crevices which could otherwise allow mould or viruses to proliferate.

The primary component of CLEAN-TEC is a natural mineral (alumina trihydrate) which provides strength and fire resistance. Acrylic resin binds the mix together and allows smooth shapes to be formed. Finally, natural pigments are used to add colour.

Secured with innovative **non-visible fixings**, 250kg clamping force per fixing, minimising opportunities for tampering. Safe water delivery is enabled via the patented anti-microbial copper swivel system.

## TEST STANDARDS

- DIN 4102 Class B1 (highest standard)
- NF P92-501 (non-flammable)
- EN 13501-1 (Overall B, Smoke S1, Droplets D0)
- DIN 5510 (S4 / SR2 / ST2 & FED30<1)
- Tested for stain resistance for up to 16hr periods

## OPTIONS

- Available with, without storage & an accessible basin

## DELIVERY

For information on leadtimes please contact us.

## COLOUR/FINISH

Choose from Polar White, Seagrass and Mist Grey.



## ASSEMBLY

Product arrives assembled and ready to be installed.

## INSTALLATION/FITTING

Arc products are securely locked in place using an innovative magnet-activated fixing method. A rotating magnet tool is used to turn fixings hidden inside the basin, making tampering impossible.

We recommend fitting to be completed by our skilled installation team. Please be mindful that incorrect fitting methods, may cause an unsafe environment and void your warranty.

## MAINTENANCE

Avoid using abrasive materials or cleaning agents, solvents, steam cleaning or jet washing. Use bleach and chlorine disinfectant with caution and avoid placing in close proximity to sources of heat. Visit our care guidance section on our website for more information.

## WARRANTY

For warranty information please contact us.

T

+44 (0)1622 237830

E

sales@pineapplecontracts.com

W

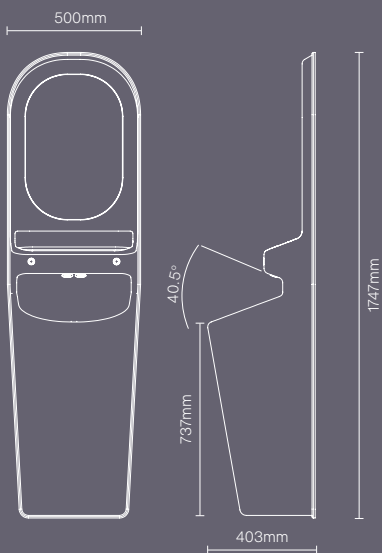
uk.pineapplecontracts.com

# Pineapple

# ARC WASHBASINS

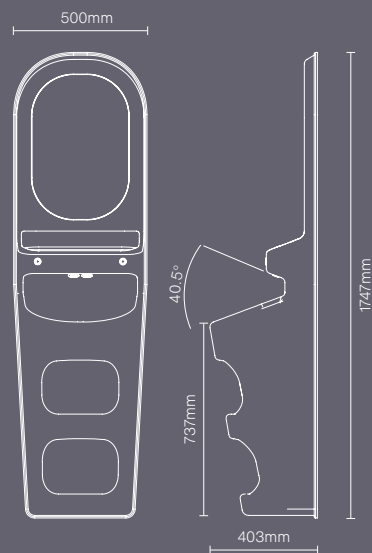
## ARC BASIN

Without storage



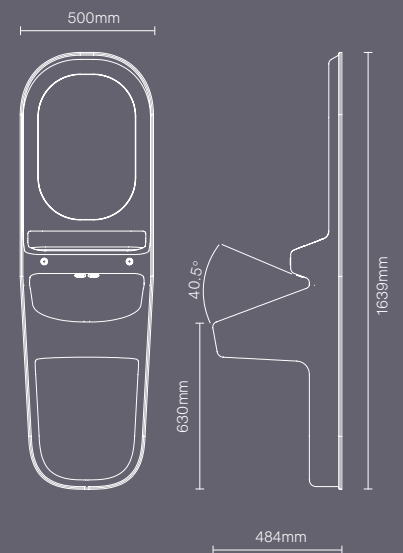
## ARC BASIN

With storage



## ARC BASIN

Accessible



**Pineapple**

T

+44 (0)1622 237830

E

[sales@pineapplecontracts.com](mailto:sales@pineapplecontracts.com)

W

[uk.pineapplecontracts.com](http://uk.pineapplecontracts.com)