

APPA

Hygienic, durable and
effortlessly stylish seating



Pineapple



Low back chair
with arms

High back
chair with arms

Dining chair
without arms

Dining chair
with arms

Appa is a thoughtfully designed range of metal-framed chairs, created specifically for the mental health sector. Tailored for lower to medium-secure environments, Appa offers a supportive, stylish solution where high-risk features aren't required — filling an important gap in therapeutic settings.

Available with or without arms, Appa Dining chairs are stackable for easy storage, making them practical for busy healthcare spaces. The robust, powder-coated steel frame features smooth, curved arms to enhance comfort and support users as they sit or stand — all while maintaining a sleek, modern look.


Appa Lounge includes high-back options that add presence and comfort, making a statement in any space.

Finished in Anthracite Grey as standard, Appa can also be customised in five additional RAL colours, carefully selected to harmonise with our signature Ryno® palette. With hundreds of upholstery options available, each chair can be tailored to suit any interior scheme.

Whether in a private room or a communal area, Appa is there to offer comfort and peace of mind — because feeling a sense of belonging matters, especially when you're receiving care.



APPA DINING

Seat static weight tested to 





Appa dining chair without arms
1AX1-100
807H | 530W | 556D (mm)
Seat height: 480mm
Weight: 7.9kg




Appa dining chair with arms
1AX1-200
807H | 617W | 559D (mm)
Seat height: 480mm
Weight: 10kg

38mm
powdercoated
steel frame

KEY FEATURES	OPTIONS
<ul style="list-style-type: none">→ Strong, stylish and hygienic design→ Powdercoated steel frame→ Hygiene gap for ease of cleaning→ Smooth welded joints for safety→ Security fixings (colour matched to frame)→ Plastic non-scratch feet to protect flooring→ Stackable for easy storage (4 high)	<ul style="list-style-type: none">→ Frame available in Anthracite Grey (core), other (non-core) colours are available; Dusty Blue, Teal, Elm Green, Moonwalk Grey and Terracotta <div></div> <ul style="list-style-type: none">→ Wide choice of water-resistant upholstery <div></div>



APPA LOUNGE

Seat static weight tested to 



Appa Lounge low back chair with arms
1AXL-300



813H | 660W | 652D (mm)
Seat height: 482mm
Weight: 12kg



Appa Lounge high back chair with arms
1AXL-400

1188H | 656W | 685D (mm)
Seat height: 482mm
Weight: 14kg

*Supportive high-back options
for extra comfort*

KEY FEATURES	OPTIONS
<ul style="list-style-type: none">→ Strong, stylish and hygienic design→ Powdercoated steel frame→ Hygiene gap for ease of cleaning→ Smooth welded joints for safety→ Security fixings (colour matched to frame)→ Plastic non-scratch feet to protect flooring→ Non stackable, available with arms only	<ul style="list-style-type: none">→ Frame available in Anthracite Grey (core), other (non-core) colours are available; Dusty Blue, Teal, Elm Green, Moonwalk Grey and Terracotta <div></div> <ul style="list-style-type: none">→ Wide choice of water-resistant upholstery <div></div>



	Moonwalk	Dusty Blue	Teal	Terracotta	Elm Green
High back chair with arms					
Low back chair with arms					
Dining chair without arms					
Dining chair with arms					

See for yourself...

To arrange a demonstration or book a visit to our showroom, please call +44 (0)1622 237830

Pineapple, Westmead, Aylesford, Maidstone, Kent, ME20 6XJ

T

+44 (0)1622 237830

E

sales@pineapplecontracts.com

W

uk.pineapplecontracts.com

Pineapple