

HARBY PLUS

Built to last furniture with
reduced ligature features



Pineapple



BEDROOM RANGES

Explore the differences between our popular bedroom ranges

The board material used in all of our bedroom ranges is made from **70% recycled** content

HARBY

Designed for general use, Harby offers excellent value for low-risk spaces.

Handles



- Solid beech (anthracite finish)

Hinges



- 177° opening hinges

Drawers



- Removable
- Runners rated to 35kg

Shelving



- Hanging rail
- Adjustable shelving

Fixings



- Torx

Construction



- 25mm top
- 18mm sides
- 18mm back panel
- 18mm drawers

Colour




- Hickory

HARBY PLUS


Designed for challenging environments, Harby Plus offers enhanced safety features

Handles



- ABS Plastic
- Reduced-ligature design

Hinges



- Reduced-ligature piano hinges

Drawers




- Non-removable
- Runners rated to 35kg

Shelving




- Half-depth shelf in place of hanging rail
- Fixed shelving

Fixings



- Security torx

Construction



- 25mm top
- 18mm sides
- 18mm back panel
- 18mm drawers

Colour



- Hickory

ACUMEN

Designed for the most challenging environments, Acumen combines enhanced safety features with style

Handles



- Reduced-ligature recessed design

Hinges



- Reduced-ligature piano hinges

Drawers




- Non-removable
- Runners rated to 45kg

Shelving



- Half-depth shelf in place of hanging rail
- Fixed shelving

Fixings



- Security torx

Construction



- 25mm top
- 54mm sides
- 18mm back panel
- 18mm drawers (inc. base)

Colour



- Walnut with White doors



- Hickory with Grey doors

HARBY PLUS

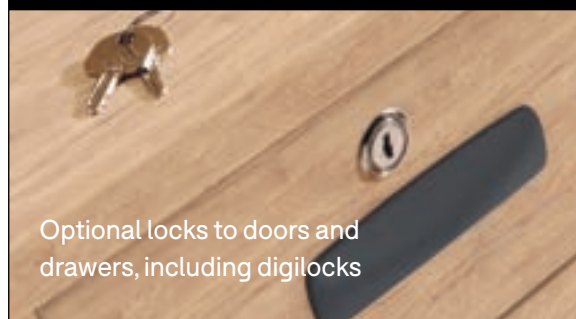
Built-to-last lounge and bedroom furniture with reduced ligature features suitable for **medium-risk** environments.



Handles shaped to reduce ligature risks



Drawer stopper blocks ensure drawers are non-removable and anti-tamper security fixings further deter misuse above



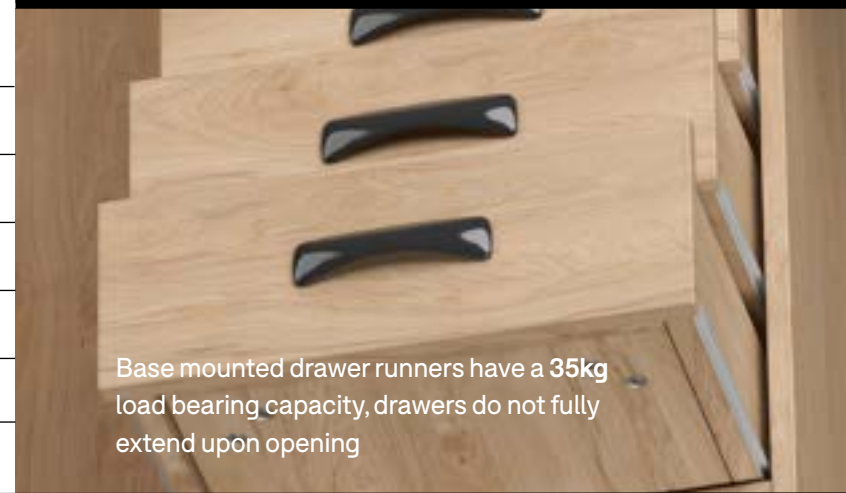
Optional locks to doors and drawers, including digilocks



Half-depth shelf with upstand instead of clothes rail to minimise ligature risks left



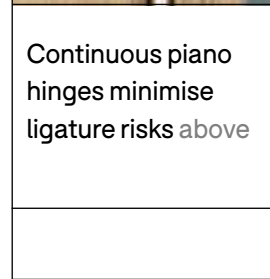
Optional sloping top prevents climbing and allow thorough inspection left



Base mounted drawer runners have a 35kg load bearing capacity, drawers do not fully extend upon opening



Continuous piano hinges minimise ligature risks above



Magnetic Catch



Anti-tamper Security Screws



Harby Plus is constructed from 25mm and a robust 18mm thick back panel above

Available in a **Harby Plus Open** range designed without doors and drawers to further reduce ligature risks left

LOUNGE

FURNITURE DESIGNED

FOR SECURE AND

STYLISH LIVING

SPACES




**Harby Plus square
coffee table**
1HYPF-435x550x550
435H | 550W | 550D (mm)
Weight: 46kg

**Harby Plus round
coffee table**
1HYPF-435x610
435H | ø 610 (mm)
Weight: 30kg

**Harby Plus rectangular
coffee table**
1HYPF-435x550x1000
435H | 550W | 1000D (mm)
Weight: 91kg

Optional 12mm CLEAN-TEC
solid surface top

KEY FEATURES	OPTIONS	
<ul style="list-style-type: none"> → 18mm hickory melamine-faced carcass with 25mm thick tops → Heavily weighted to deter misuse → Enclosed base to prevent concealment → Security fixings to deter tampering 	<ul style="list-style-type: none"> → Optional CLEAN-TEC solid surface top available in white only - recommended for low-risk areas 	



TV CABINETS



Harby Plus wall mounted TV cabinet (32")
1HYPN32-500
840H | 934W | 235D (mm)
Max. TV dimensions
545H | 830W | 155D (mm)
Visible screen size
475H | 760W (mm)



Harby Plus wall mounted TV cabinet (42")
1HYPN42-500
990H | 1174W | 235D (mm)
Weight: 40kg
Max. TV dimensions
690H | 1070W | 155D (mm)
Visible screen size
620H | 1000W (mm)




Harby Plus floor standing TV cabinet (42")
1HYPN42-100
1631H | 1160W | 485D (mm)
Weight: 122kg
Max. TV dimensions
690H | 1070W | 395D (mm)
Visible screen size
620H | 1000W (mm)



Harby Plus wall mounted TV cabinet (55")
1HYPN55-500
1090H | 1428W | 236D (mm)
Weight: 54kg
Max. TV dimensions
790H | 1310W | 155D (mm)
Visible screen size
732H | 1260W (mm)



Harby Plus secure noticeboard (42")
1HYPNB-200
844H | 1154W | 80D (mm)
Weight: 25kg

KEY FEATURES	OPTIONS	
→ 8mm clear polycarbonate safety screen	→ Available in Hickory finish	
→ Securely lockable compartments		
→ Piano hinges to minimise ligature risks		
→ Secure ventilation to reduce overheating		

UK Registered Design No. 6195608 (wall mounted TV cabinet) & 6195609 (floor standing TV cabinet)

BEDROOM

FURNITURE DESIGNED







FOR PRIVATE SPACES

WHERE SAFETY IS A TOP

PRIORITY








HARBY PLUS	
------------	--

 <p>Harby Plus 1 door, 1 drawer bedside cabinet 1HYPB-110 590H 400W 450D (mm)</p>	 <p>Harby Plus 1 drawer bedside cabinet 1HYPB-100 590H 400W 450D (mm)</p>	 <p>Harby Plus 3 drawer bedside cabinet 1HYPB-300 590H 400W 450D (mm)</p>
 <p>Harby Plus 3 drawer wide chest 1HYPC-300 590H 760W 450D (mm)</p>	 <p>Harby Plus 4 drawer wide chest 1HYPC-400 740H 760W 450D (mm)</p>	 <p>Harby Plus 4 drawer desk 1HYPD-400 740H 1050W 600D (mm)</p>

KEY FEATURES		OPTIONS
→ 25mm thick tops and 18mm hickory melamine-faced carcass	→ Handles styled to reduce ligature risks	→ Locks to doors and drawers
→ Double thickness drawer fronts with 18mm back and sides and 18mm drawers result in very robust product	→ Piano hinges to reduce ligature risks	→ 270° hinges to reduce risk of damage
	→ Drawer stops prevent removal of drawers	→ Optional CLEAN-TEC solid surface top available in white only (only suitable for bedside cabinets, desks and chests) - recommended for low-risk areas
	→ Security fixings as standard	



HARBY PLUS	
------------	--

				
Harby Plus 1 door wardrobe 1HYPW-100 1800H 600W 600D (mm)	Harby Plus 1 door fully shelved wardrobe 1HYPWH-100 1800H 600W 600D (mm)	Sloping top single wardrobe 1HYPWT-100 410H 600W 600D (mm)	Harby Plus 2 door wardrobe 1HYPW-200 1800H 875W 600D (mm)	Harby Plus combination wardrobe 1HYPWC-200 1800H 875W 600D (mm)

KEY FEATURES	OPTIONS
<div>→ 25mm thick tops and 18mm hickory melamine-faced carcass</div> <div>→ Double thickness drawer fronts with 18mm back and sides and 18mm drawers result in very robust product</div> <div>→ Half-depth reduced-ligature shelf</div> <div>→ Fixed shelves to prevent misuse</div> <div>→ Handles styled to reduce ligature risks</div> <div>→ Piano hinges to reduce ligature risks</div> <div>→ Drawer stops prevent removal of drawers</div> <div>→ Security fixings as standard</div>	<div>→ Locks to doors and drawers</div> <div>→ 270° hinges to reduce risk of damage</div> <div>→ Sloping top to prevent climbing and allow thorough inspection</div>



HARBY PLUS	
------------	--



Harby Plus ½ hanging,
½ shelved wardrobe
1HYPWH-200
1800H | 875W | 600D (mm)



Harby Plus twin
hanging wardrobe
1HYPW22-200
1800H | 875W | 600D (mm)



Harby Plus 2 door
fully shelved wardrobe
1HYPWS-200
1800H | 875W | 600D (mm)



Sloping top double
wardrobe
1HYPWT-200
410H | 875W | 600D (mm)










Harby Plus polycarbonate
wall mirror
1HYPK-100
600H | 500W | 18D (mm)

KEY FEATURES		OPTIONS
→ 25mm thick tops and 18mm hickory melamine-faced carcass	→ Piano hinges to reduce ligature risks	→ Locks to doors and drawers
→ Half-depth reduced-ligature shelf	→ Security fixings as standard	→ 270° hinges to reduce risk of damage
→ Fixed shelves to prevent misuse		→ Sloping top to prevent climbing and allow thorough inspection
→ Handles styled to reduce ligature risks		




HARBY PLUS OPEN	
-----------------	--

 <p>Harby Plus Open twin hanging wardrobe 1HYPWO22-200 1800H 875W 600D (mm)</p>	 <p>Harby Plus Open fully shelved wardrobe 1HYPWO22-300 1800H 875W 600D (mm)</p>	 <p>Harby Plus Open 1/2 hanging, 1/2 shelved wardrobe 1HYPOWH-200 1800H 875W 600D (mm)</p>	 <p>Sloping top double wardrobe 1HYPWT-200 410H 875W 600D (mm)</p>
 <p>Harby Plus Open chest with 4 compartments 1HYPCO-400 740H 760W 450D (mm)</p>	 <p>Harby Plus Open desk with 4 compartments 1HYPDO-400 740H 1050W 600D (mm)</p>	 <p>Harby Plus Open bedside with 3 compartments 1HYPBO-300 590H 400W 450D (mm)</p>	


KEY FEATURES		OPTIONS
→ 25mm thick tops and 18mm hickory melamine-faced carcass	→ Fixed shelves with reinforcement panels to prevent misuse	→ Sloping top to prevent climbing and allow thorough inspection
→ Designed without doors for safety and durability	→ Security fixings as standard	→ Optional CLEAN-TEC solid surface top available in white only (only suitable for bedside cabinets, desks and chests) - recommended for low-risk areas
→ Half-depth shelf with groove instead of clothes rail to minimise ligature risks	<i>Designed without doors and drawers to further reduce ligature risks</i>	




HARBY BEDS	
------------	--




Harby single 3' bed
1HYA3-100
Weight: 98kg
Floor-fixed: 1HYA3-103
395H | 1985L | 990W (mm)



Static weight tested to 


Harby 4' bariatric bed
1HYA4-100
395H | 1985L | 1280W (mm)
Weight: 124kg




Harby double 4'6" bed
1HYA46-100
395H | 1985L | 1450W (mm)
Weight: 125kg
(Assembled at point of delivery)



Harby 3' bed with internal storage
1HYA3-500
395H | 1985L | 990W (mm)
Weight: 93kg



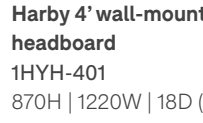
Harby 3' headboard
1HYH-300
600H | 920W | 18D (mm)



Harby 3' wall-mounted headboard
1HYH-301
870H | 920W | 18D (mm)



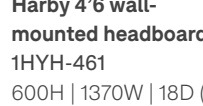
Harby 4' headboard
1HYH-400
600H | 1220W | 18D (mm)



Harby 4' wall-mounted headboard
1HYH-401
870H | 1220W | 18D (mm)



Harby 4'6 headboard
1HYH-460
600H | 1370W | 18D (mm)



Harby 4'6 wall-mounted headboard
1HYH-461
600H | 1370W | 18D (mm)

KEY FEATURES		
→ 25mm side panels for strength with solid reinforced under rails		
→ Enclosed base to minimise concealment opportunities		
→ Heavyweight to deter misuse		

See for yourself...

To arrange a demonstration or book a visit
to our showroom, please call
+44 (0)1622 237830

Pineapple, Westmead, Aylesford, Maidstone, Kent, ME20 6XJ

T	+44 (0)1622 237830
E	sales@pineapplecontracts.com
W	uk.pineapplecontracts.com

Pineapple