

RYNO[®]

Built-to-last
bedroom furniture



Pineapple



DESIGNED FOR WELLBEING

Our Ryno® range has a proven track record in transforming high-risk spaces into safer, more human-centred environments by combining extraordinary resilience with organic styling and a therapeutic colour palette.

This new collection has been designed specifically for bedrooms - private spaces where continuous observation for safety and security may not always be possible.

A host of safety features have been built into the range to ensure safety for residents, staff and visitors alike. Through carefully considered design, ligature risks have been reduced, concealment opportunities prevented and instances of damage minimised.

Our products incorporate organic shapes and details which soften the built environment, encouraging harmony and promoting wellbeing for those who need it.

RYNO[®] BEDROOM

The products in this unique collection are manufactured in a single continuous piece.

This helps to create extremely durable products which, unlike traditional cabinetry, cannot be disassembled to be used as weapons.

The one-piece design also eliminates gaps, making the products totally water-resistant and prevents the concealment of contraband.



Organic curves and ripple details evoke a natural feel, helping to nurture recovery [below](#)



Innovative hidden floor-fixing options (UK patent pending) help to create safer spaces for patients and staff

Integrated clothes storage solution minimises ligature risks [above](#)



Optional infill panel minimises concealment opportunities when the bed is positioned against a wall [left](#)



RYNO® BEDROOM



**Ryno chest
with 3 compartments**
1RYOC
735H | 698W | 507D (mm)
Weight: 24kg



Ryno desk
Code: 1RYOD
735H | 698W | 507D (mm)
Weight: 20kg



**Ryno wall shelf
with 3 compartments**
1RYOK
1200H | 699W | 313D (mm)
Weight: 20kg



**Ryno bedside
with 2 compartments**
1RYOB
595H | 400W | 380D (mm)
Weight: 13kg



Ryno wall desk
1RYWD-00
600H | 1200W | 597D (mm)
Weight: 16kg



Ryno mini wall shelf
1RYOKM
433H | 214W | 140D (mm)
Weight: 2kg

KEY FEATURES	OPTIONS	
→ One-piece design makes products water-resistant and prevents concealment of contraband	→ Patented invisible floor fixing method	
→ Reduced-ligature design features	→ Available in 3 core colours and other colours (MOQ 5 units per colour)	
→ Safely rounded corners	<div><div><div></div><div></div><div></div></div> ← Core colours</div>	
→ Organic textures help to create an environment that fosters recovery	<div><div><div></div><div></div><div></div><div></div><div></div><div></div></div></div>	
→ Hygienic wipe-clean material		

Lifetime guarantee

Weatherproof

Fire retardant

Floor fixed

Wall fixed

UK Registered Design No. 6059838 (chest), 6059840 (desk), 6059836 (bedside), 6059843 (wall shelf)

Extremely
durable one-piece
construction




RYNO® BEDROOM



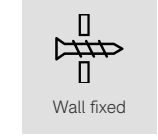
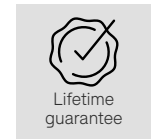
Ryno open modular storage
1RYOMS-00
1981H | 547W | 533D (mm)
Weight: 40kg



Ryno open wardrobe
1RYOWH-00
2000H | 700W | 510D (mm)
Weight: 45kg



Ryno Open wardrobe fully shelved
1RYOW-00
2000H | 700W | 510D (mm)
Weight: 45kg



KEY FEATURES	OPTIONS	
<ul style="list-style-type: none">→ One-piece design makes products waterproof and prevents concealment of contraband→ Reduced-ligature design features→ Sloping top and stepped-back shelves to prevent climbing→ Safely rounded corners→ Organic textures help to create an environment that fosters recovery	<ul style="list-style-type: none">→ Invisible wall and floor fixing methods→ Also available with a full length solid grade laminate (SGL) door, that can be attached either on the left or right hand side <div><div><div></div><div></div><div></div></div><div>← Core colours</div><div><div></div><div></div><div></div><div></div><div></div><div></div><div></div><div></div><div></div><div></div></div></div>	<p>Wardrobes are available with a lockable door</p> <p>Note: Choosing the door option for the Ryno wardrobe adds extra safety considerations. Recommended for low- to medium-risk areas only</p>



RYNO® RECESSED



Bedside table
1RRYOB-200
595H | 400W | 388D (mm)
7kg



Chest
1RRYOC-300
735H | 698W | 505D (mm)
11.5kg



Wall shelf
1RRYOK-300
1056H | 613W | 291D (mm)
7kg



Wardrobe with storage
1RRYOW
1880H | 698W | 510D (mm)
29kg



Wardrobe hanging
1RRYOWH
1880H | 698W | 510D (mm)
29kg



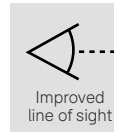
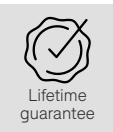
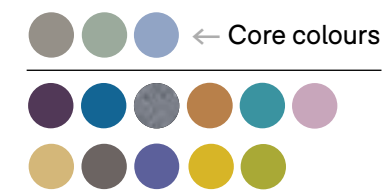
Modular storage
1RRYOWS
1805H | 457W | 533D (mm)
19kg

KEY FEATURES

- Furniture is recessed into the wall to prevent damage and minimise ligature risks
- Designed to be secured to a timber frame within the wall for strength
- Single piece construction is impervious to water - cannot be damaged by fluids
- Reduces the risk of concealment/stashing
- Preserves line of sight for staff conducting welfare checks
- Creates a room with uncluttered floor space
- Safely rounded corners

OPTIONS

→ Available in 3 core colours





RYNO[®] BED



Ryno 3' bed with storage
1RYA-200
480H | 2100L | 1010W (mm)
Weight: 103kg




Ryno 3' bed
1RYA-100
480H | 2100L | 1010W (mm)
Weight: 110kg



Ryno 2'6" cube bed
1RYAC-00
380H | 2035L | 815W (mm)
Weight: 50kg

Scorpio anti-vandal mattress
1SMR-001-5
125H | 2000L | 900W (mm)

Available fire retardant to Crib 5 and Crib 7
Available with optional security layer



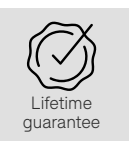
Optional infill panel minimises concealment opportunities when the bed is positioned against a wall

Ryno bed infill (left side)
1RYAI-LH-001

Ryno bed infill (right side)
1RYAI-RH-001

Extremely durable one-piece construction

KEY FEATURES	OPTIONS	
→ One-piece design creates a waterproof, damage-resistant, anti-concealment bed	→ Infill panels minimise concealment risks when positioned against a wall	
→ Securely fixed to the floor (UK pat. pending)	→ Available in 3 core colours	
→ Safely rounded corners		
→ Organic textures help to create an environment that fosters recovery		
→ Tapered design maximises floor space and aids staff access		
	<div><div><div><div></div><div></div><div></div></div><div>← Core colours</div><div><div><div></div><div></div><div></div><div></div><div></div><div></div></div><div><div><div></div><div></div><div></div><div></div><div></div></div></div></div></div></div>	





RYNO[®] WALL BED



Ryno wall bed without storage
1RYAW-101
480H | 2050L | 1010W (mm)
Weight: 60kg



Ryno wall bed with storage
1RYAW-201
480H | 2050L | 1010W (mm)
Weight: 60kg

Lifetime guarantee

Waterproof

Fire retardant

100% LDPE

Straight side allows the bed to be fitted flush against a wall

KEY FEATURES		OPTIONS
<ul style="list-style-type: none">→ Flared side provides improved patient mobility and access to caregivers→ Straight side allows the bed to be fitted flush against a wall→ Compatible with covered flooring (please specify at point of order)→ 100% waterproof construction with hygienic wipe-clean surface→ Strength and stability tested for severe contract use	<p>Exterior: Choose from a wide range of versatile shades</p> <p>Interior: Optional Recycled content (40% of total)</p>	<ul style="list-style-type: none">→ Floor fixing solution→ Anti-concealment base plate→ Wide range of versatile shell colours <div><div><div></div><div></div><div></div></div><div>← Core colours</div><div><div></div><div></div><div></div><div></div><div></div><div></div></div><div><div></div><div></div><div></div><div></div><div></div></div></div>

See for yourself...

To arrange a demonstration or book a visit
to our showroom, please call
+44 (0)1622 237830

Pineapple, Westmead, Aylesford, Maidstone, Kent, ME20 6XJ

T	+44 (0)1622 237830
E	sales@pineapplecontracts.com
W	uk.pineapplecontracts.com

Pineapple