

RYNO[®]

Combo

Table



Pineapple



Combining extreme strength and durability with a welcoming aesthetic, the pioneering Ryno range was first introduced over a decade ago, starting with a revolutionary heavily weighted Ryno dining table.

The addition of the Ryno Combo table brings further flexibility to the range, which is available in three different top sizes along with a wide range of versatile base colours.

Like all Ryno products, the Combo table base is made from waterproof, impact-resistant rotationally molded polyethylene, moulded from a single-piece which ensures there are no joints or

seams that could otherwise become points of weakness.

Compared with a conventional table with 4 legs, the Combo table's monobloc pedestal base design reduces the risk of damage and helps to protect users and staff from harm.

Table tops are available in a surface choice of Grey or Hickory, surrounded by a soft-touch polyurethane edge. Additional options include laminate tops with matching edges, or a stylish bevelled plywood edge.



RYNO® COMBO TABLE



Ryno Combo table with 960 x 960mm top
1RYTP1
 800H | 960W | 960D (mm)
 Floor fixed weight: 32kg
 Weighted option: 120kg



Ryno Combo table with 1200 x 1200mm top
1RYPT4
 800H | 1200W | 1200D (mm)
 Floor fixed weight: 47kg
 Weighted option: 135kg



Ryno Combo table with 2400 x 1200mm top
1RYPT6
 800H | 2400W | 1200D (mm)
 Floor fixed weight: 99kg
 Weighted option: 275kg


-  Lifetime guarantee
-  Weighted to deter misuse
-  Fire retardant
-  100% LDPE base
-  Indoor use
-  Floor fixed option
-  719mm Under table

KEY FEATURES

- Durable polyethylene pedestal base is damage-resistant, reduces ligature risks and cannot be weaponised unlike conventional table legs
- Hygienic wipe-clean laminate table top with anti-spill edging
- Smoothly rounded edges with soft-touch edging for safety
- 719mm space between the floor and underside of the table
- Polyethylene material is compliant with flammability standards UL94 HB & BS 5852:2006

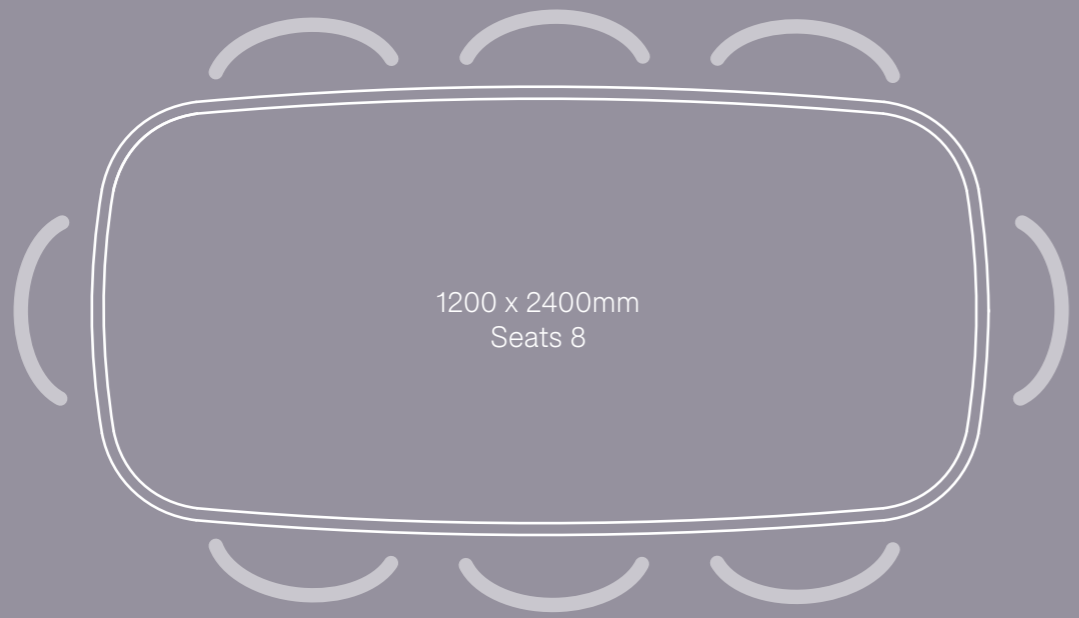
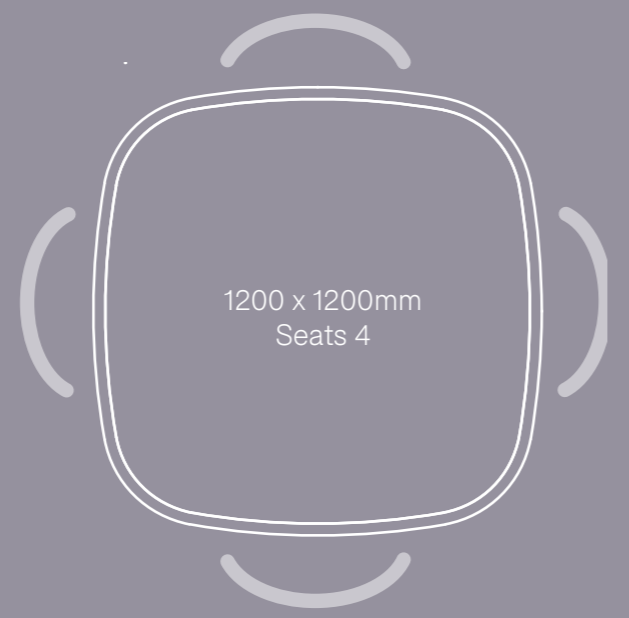
OPTIONS

- Heavily weighted or hidden floor fixing option
- Grey-edged top available in Hickory and Grey. Additional options (laminate, plywood edge) also available
- Base available in a wide range of versatile colours:



Plywood edged laminate option





See for yourself...

To arrange a demonstration or book a visit to our showroom, please call +44 (0)1622 237830

Pineapple, Westmead, Aylesford, Maidstone, Kent, ME20 6XJ

T +44 (0)1622 237830

E sales@pineapplecontracts.com

W uk.pineapplecontracts.com

Pineapple