

# ARC WASHBASINS

in collaboration with **ONVO**



**Arc basin without storage**  
1ACB-100  
1747H | 500W | 403D (mm)  
68.78" | 19.69" | 15.86" (inches)  
Weight: 72kg [158.73lbs]

**Arc basin with storage**  
1ACB-200  
1747H | 500W | 403D (mm)  
68.78" | 19.69" | 15.86" (inches)  
Weight: 68kg [149.91lbs]

**Arc accessible basin**  
1ACB-300  
1639H | 500W | 484D (mm)  
64.54" | 19.69" | 19.05" (inches)  
Weight: 64.5kg [142.19lbs]

UK Registered Design No. 6369947 | 6369948 | 6369949 | 6429790 | 6429791 | 6429792

## KEY FEATURES

- Sensitive flowing design minimises ligature risks
- Seamless surface has no dirt traps, offering excellent hygiene properties
- Hands-free tap activation
- Solid-surface material is extremely durable
- Stain-resistant, easy to clean material
- Hidden fixtures are inaccessible to prevent tampering
- Shatter-resistant polycarbonate mirror for safety
- 8-second tap shut-off feature available to prevent flooding

## MATERIAL/FABRICATION

Arc washbasins are made from **CLEAN-TEC** (a premium solid surface material) which features a smooth surface with no pores, joins or crevices which could otherwise allow mould or viruses to proliferate.

The primary component is a natural mineral (58% alumina trihydrate) which provides strength and fire resistance. 38% Acrylic resin (PMMA+MMA) binds the mix together and allows smooth shapes to be formed. Finally, 4% natural pigments are used to add colour. Shatter-resistant polycarbonate mirror is securely intergrated into the washbasins as standard.

Secured with innovative **non-visible fixings**, 250kg/551lb clamping force per fixing, minimising opportunities for tampering. Safe water delivery is enabled via the patented anti-microbial copper swivel system.

## COLOUR/FINISH

Choose from Polar White, Seagrass and Mist Grey.



## OPTIONS

- Available with storage, without storage, or with an accessible basin.
- Additional accessories are available to order (please refer to kit of parts)\*

## DELIVERY

For information on lead times please call us on +44 (0)1622 237830 or [sales@pineapplecontracts.com](mailto:sales@pineapplecontracts.com).

## ASSEMBLY

The product is supplied fully assembled and ready for installation.

## INSTALLATION/FITTING

Arc products are secured using an innovative magnet-activated fixing system. Concealed fixings within the basin are engaged using a rotating magnetic tool, ensuring a secure installation and preventing unauthorised tampering.

Installation and commissioning must be carried out by authorised and qualified personnel. **A qualified plumber and electrician are required**, and installation must be completed by two people to ensure safety and correct handling.

Incorrect installation methods may result in an unsafe environment and will void the product warranty - please refer to our user manual.

**Kit of parts\*** - each order is supplied with:

- 1 x Invis Mx2 MiniMag drill attachment
- 1 x basin stand and wall template
- 1 x remote control

T

+44 (0)1622 237830

E

[sales@pineapplecontracts.com](mailto:sales@pineapplecontracts.com)

W

[www.pineapplecontracts.com](http://www.pineapplecontracts.com)

# Pineapple

# ARC WASHBASINS

in collaboration with **ONVO**

## CLEANING & MAINTENANCE

Arc washbasins are manufactured from CLEAN-TEC solid surface, which offers excellent resistance to heat and staining, along with antimicrobial properties. This makes Arc a popular choice for challenging environments. While highly durable, the material is not heat-, stain-, or scratch-proof. Routine care and maintenance will help keep the Arc washbasin looking its best.

Arc has been designed to allow straightforward inspection, servicing, and maintenance. The unit is securely wall-mounted to provide maximum safety and stability, while remaining discreet in appearance. It can be easily released using a magnetic drill bit and, once unlocked, slides out smoothly on integrated rails, allowing access without the need for full removal.

### Daily cleaning:

Cleaning with soapy water [1 x drop of dish soap with 34oz warm water] or ammonia-based cleansers will remove most dirt and stains. Stubborn stains can be removed with a multi-surface cleaner, ammonia-based cleansers or non-abrasive cleansers. Always following the manufacturer's instructions and apply the cleaning solution using a microfiber cloth to help protect the surface.

### General stains:

Use a wipe (e.g. Clorox) to clean the affected area. Hand sanitiser or isopropyl alcohol can be used to clean most ink or pen stains.

### Heat-related stains:

Minor marks may be buffed out by Pineapple Contracts personnel (note: this may incur additional cost). To prevent heat damage, avoid placing hot items (e.g hair straighteners) directly on the surface.

### To remove minor surface scratches:

Minor surface damage can be repaired on-site, helping to extend product lifespan while maintaining its original appearance.

Gently rub entire surface with a light abrasive pad in a circular motion. Follow by scrubbing with a white mildly abrasive pad and a non-abrasive cleanser. Use a countertop cleaner designed for solid surfaces to restore gloss.

To prevent deep scratches, we strongly recommend always using a cutting board or other protective surface when using knives or sharp objects on Arc washbasins during any maintenance. This helps reduce the risk of damage. If deep scratches do occur, off-site repairs may be required, and we recommend contacting Pineapple Contracts for assistance.

### Monthly deep cleaning:

Deep cleaning is recommended best practice once a month to maintain hygiene and prevent odor build up.

### Important- what to avoid:

- When pouring boiling hot water down the sink, get into the practice of running cold water at the same time to minimise the potential of thermal shock.
- Do not allow harsh chemicals (e.g. strong acids, strong bases, paint thinners, mineral spirits) to sit on any surfaces.
- Never cut directly onto the CLEAN-TEC surface. Always use a cutting board or other protective device when using a knife or sharp object. This will prevent the potential of deep scratches to occur.
- Avoid spilling acetone-based nail polish remover on bathroom counter tops, if such chemicals come into contact with the surface, immediately clean with soapy water and a cloth and follow the Care & Maintenance guide provided.

For repair information or if you have any questions or concerns with regards to installation or set-up please contact your Pineapple representative on **+44 (0)1622 237830** or **sales@pineapplecontracts.com**.

## WARRANTY

### 7 years - solid surface (sink body) warranty:

We offer a 7-year warranty against manufacturing defects in materials and workmanship on the sink body. This warranty covers issues arising from normal use, provided the product is properly installed, used, and maintained in accordance with our care instructions.

### 2 years - electronics warranty:

All electronic components included with the sink (e.g. sensors, LED indicators, control units) are covered by a two-year limited warranty against manufacturing defects from the date of purchase.

### Exclusions and Limitations:

This warranty does not cover damage caused by:

- Improper installation or maintenance
- Accidents, misuse, abuse, or neglect
- Normal wear and tear, scratches, or surface damage due to cleaning chemicals or abrasive materials
- Modifications or repairs made by unauthorised service providers
- This warranty is non-transferable and applies only to the original purchaser

T

+44 (0)1622 237830

E

sales@pineapplecontracts.com

W

www.pineapplecontracts.com

**Pineapple**

# ARC WASHBASINS

in collaboration with **ONVO**

## TESTING STANDARDS

TEST	METHOD	RESULT
Surface Burning	ASTM E84-08	FSI=15; SDI=10; CLASS A
Flexural Strength	ASTM D790-10A	Flexural Strength (psi) = 10,100
Flexural Modulus	ASTM D790-10A	Modulus of Elasticity (psi) = 1,434,000
Density	ASTM D792-08 B	1.729 g/cm (108 lb/ft)
Thermal Expansion	ASTM D696	$3.49 \times 10^{-5}$ in/in/C ( $2.08 \times 10^{-5}$ in/in/°F)
IZOD Notched Impact Strength	ASTM D256-10 C	2 J/m
Tensile Strength	ASTM D638-10	45.9 MPa
Elongation at Break	ASTM D638-10	0.50%
Tensile Modulus	ASTM D638-10	9890 MPa
Water Absorption	ASTM D570-98(2010)	0.10%
Colour Fastness	ANSI Z124.1.2-2005	1.21 Pass
Stain Resistance	ANSI Z124.1.2-2005	34 Pass
Cleanability & Wear	ANSI Z124.1.2-2005	Dirt Specimen 2.35%, 2.77%, 3.56%, Slurry Specimen 0.64%, 1.02%, 1.83%
Cigarette Test	ANSI Z124.1.2-2005	0 Pass
Chemical Resistance	ANSI Z124.1.2-2005	Pass
Ignition Test	ANSI Z124.1.2-2005	Less than 30 sec. Pass
Thermal Shock Resistance	ANSI Z124.1.2-2005	No cracking, crazing, blistering or spalling Pass
Water Resistance	ANSI Z124.1.2-2005	Total Rating 1, Pass
Barcol Hardness	ASTM D2583-07	67
Impact Strength	ASTM D5420-10	Mean Failure Height 803mm, Mean Failure Energy 28J
Heat Deflection Temperature	ASTM D648-07 B	111.7°C
Fungal Testing/Resistance	ASTM G21	Does not support microbial growth

T

+44 (0)1622 237830

E

sales@pineapplecontracts.com

W

www.pineapplecontracts.com

**Pineapple**

# ARC WASHBASINS

in collaboration with **ONVO**

## TESTING STANDARDS (CONTINUED)

TEST	METHOD	RESULT
Bacteria Testing/Resistance	ASTM G22	Does not support bacterial growth
GREENGUARD	UL 2818	Certified
GREENGUARD Gold	UL 2818	Certified
Boiling Water Resistance	NEMA LD3-2000	No Effect
High Temperature Resistance	NEMA LD3-2000	No Effect
Light Resistance (Xenon Arc)	NEMA LD3-2000	No Effect
Toxicity	99 (Solid Colours) 66 (Patterned Colours)	Pittsburgh Protocol Test
NSF 51	N/A	Certified
Fire Classification	EN 13501-1:2018	B-s1, d0
NF P 92-507-2004	NF P 92-501:1995	M1 Fire Rating
ISO 19712-1:2008	-	Classification & Specification of Solid Surface
ISO 19712-2:2008	-	Classification & Specification of Sheets
Stain Resistance	Pineapple Testing Team	Stain Resistance up to 16 hours
Drainage Test	Pineapple Testing Team	Pass
Kick Test - Rubber Mallet (8kg)	Pineapple Testing Team	Pass
Mini Impact Test	Pineapple Testing Team	Pass - implements ranged from plastic (39g) to metal (1.17kg)
Surface Test	Pineapple Testing Team	Pass - following correct cleaning procedures
Upward Flex Test	Pineapple Testing Team	Pass - upward force of 457N (eq.46kg) did not flex, move or deform

T

+44 (0)1622 237830

E

sales@pineapplecontracts.com

W

www.pineapplecontracts.com

**Pineapple**

# ARC WASHBASINS

in collaboration with **ONVO**

## ARC BASIN

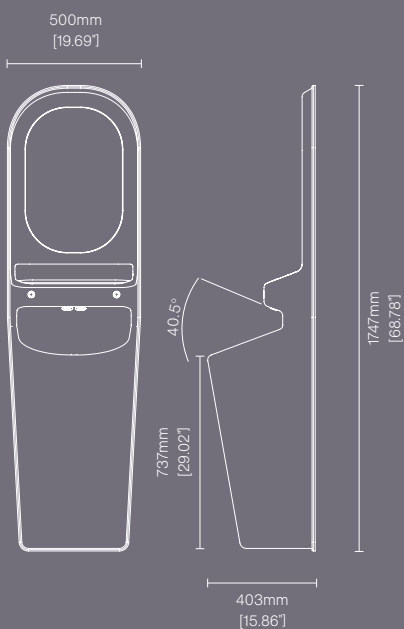
Without storage  
1ACB-100

## ARC BASIN

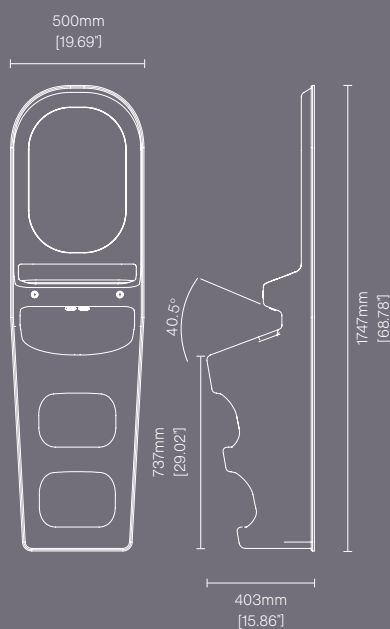
With storage  
1ACB-200

## ARC BASIN

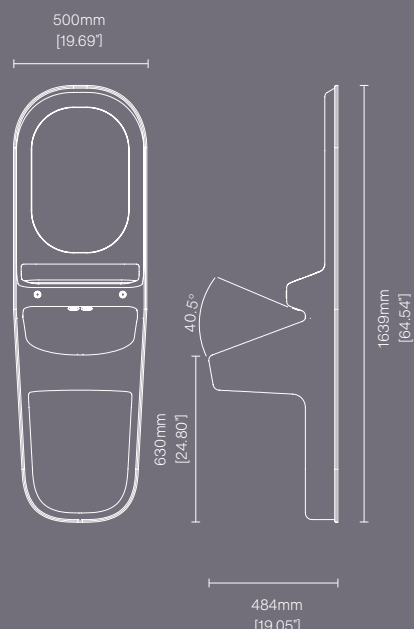
Accessible  
1ACB-300



Weight: 72kg  
[158.73lbs]



Weight: 68kg  
[149.91lbs]



Weight: 64.5kg  
[142.19lbs]

T  
E  
W

+44 (0)1622 237830  
sales@pineapplecontracts.com  
www.pineapplecontracts.com

# Pineapple